

A3653

Wisconsin Corn Hybrid Performance Trials

Grain • Silage • Specialty • Organic



Joe Lauer, Kent Kohn, Thierno Diallo

Department of Agronomy, College of Agricultural
and Life Sciences, University of Wisconsin

University of Wisconsin-Extension

Wisconsin Crop Improvement Association

UW
Extension
University of Wisconsin-Extension

2016

CONTENTS

Introduction	1
Presentation of Data.....	1
How to Use The Results.....	3
For More Information.....	3

2016 TRIAL INFORMATION TABLES

Companies.....	Table 1	4
Hybrids.....	Table 2	5
Transgenic technologies.....	Table 3.....	10
Seed treatments.....	Table 4.....	11
Temperature and precipitation summary.....	Table 5.....	12
Individual trial information.....	Table 6.....	13

GRAIN TRIALS

Southern Zone (*Arlington, Janesville, Montfort*)

Early maturity trial results.....	Table 7.....	14
Late maturity trial results	Table 8.....	16

South Central Zone (*Fond du Lac, Galesville, Hancock*)

Early maturity trial results.....	Table 9.....	18
Late maturity trial results	Table 10.....	20

North Central Zone (*Chippewa Falls, Marshfield, Seymour, Valders*)

Early maturity trial results.....	Table 11.....	22
Late maturity trial results	Table 12.....	24

Northern Zone (*Spooner/three sites, Marshfield, Coleman*)

Trial results	Table 13.....	26
---------------------	---------------	----

SILAGE TRIALS

Southern Zone (*Arlington, Montfort*)

Early maturity trial results.....	Table 14.....	28
Late maturity trial results	Table 15.....	30

South Central Zone (*Fond du Lac, Galesville*)

Early maturity trial results.....	Table 16.....	32
-----------------------------------	---------------	----

SILAGE TRIALS (continued)

Late maturity trial resultsTable 17 34

North Central Zone (*Chippewa Falls, Marshfield, Valders*)

Early maturity trial resultsTable 18 37

Late maturity trial resultsTable 19 39

Northern Zone (*Spooner/two sites, Marshfield, Coleman*)

Trial resultsTable 20 42

ORGANIC GRAIN TRIALS

South Central Zone (*Fond du Lac, Galesville, Hancock*)

Trial resultsTable 21 44

North Central Zone (*Chippewa Falls, Marshfield, Seymour, Valders*)

Trial resultsTable 22 45

REFUGE GRAIN TRIALS

Southern Zone (*Arlington, Janesville, Montfort*)

Trial resultsTable 23 46

HYBRID COMPARISONS OVER TIME

Comparisons over time of all hybrids tested (2013-16)Table 24 47

FIGURE LIST

Wisconsin relative maturity belts and test sites..... Figure 1 v

Relationship between milk per acre and milk per ton of corn hybrids:

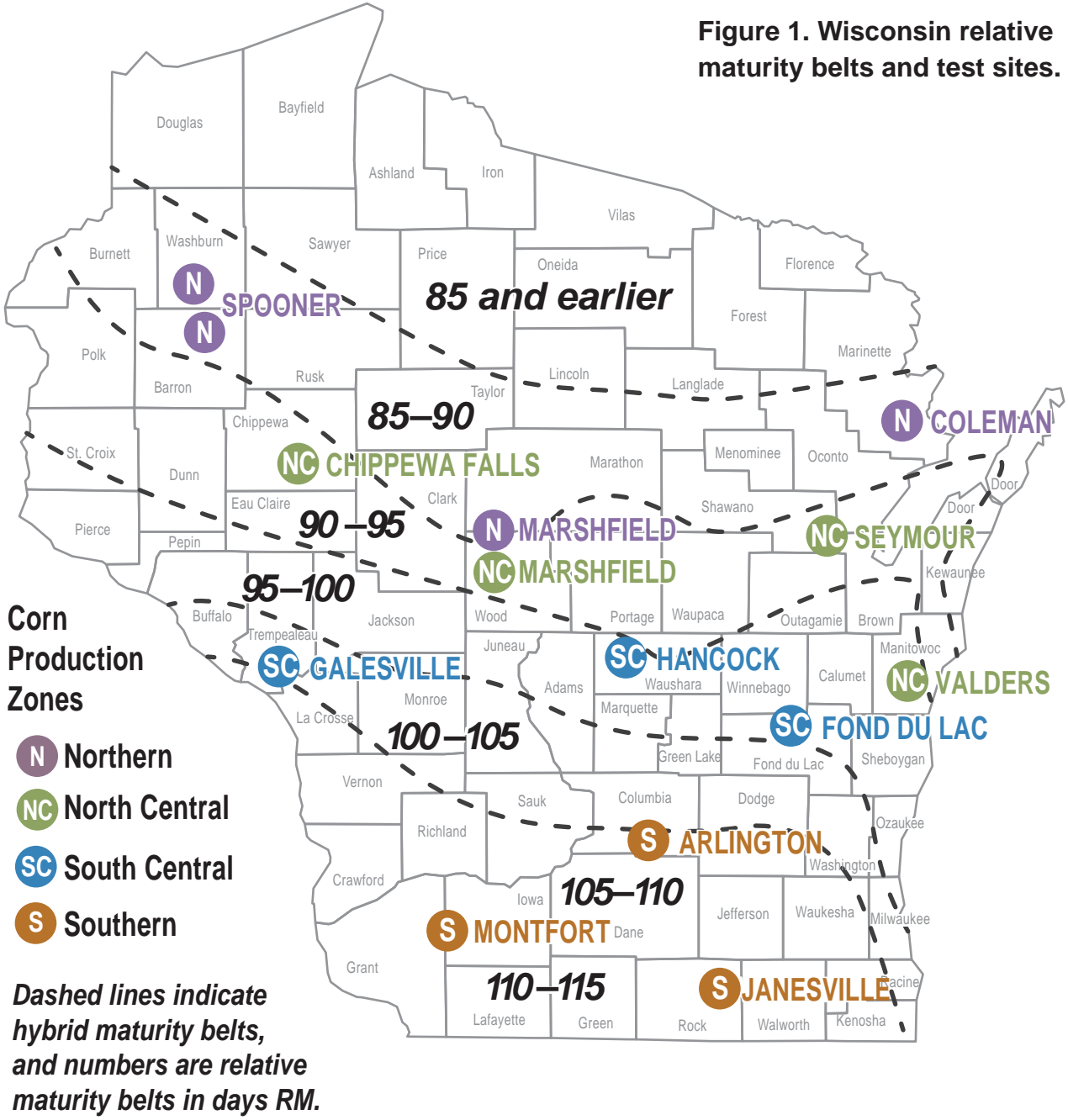
Southern zone Figure 2 31

South central zone Figure 3 36

North central zone Figure 4 41

Northern zone Figure 5 43

Figure 1. Wisconsin relative maturity belts and test sites.



Trait references

References to transgenic traits in this publication are for your convenience and are not an endorsement or criticism of one trait over other similar traits. Every attempt was made to ensure accuracy of traits in the hybrids tested. You are responsible for using traits according to the current label directions of seed companies. Follow directions exactly to protect the environment and people from misuse. Failure to do so violates the law.

INTRODUCTION

Every year, the University of Wisconsin-Extension and the University of Wisconsin–Madison College of Agricultural and Life Sciences conduct a corn evaluation program in cooperation with the Wisconsin Crop Improvement Association. The purpose of this program is to provide unbiased performance comparisons of hybrid seed corn for both grain and silage available in Wisconsin.

In 2016, grain and silage performance trials were planted at 14 locations in four production zones: the southern, south central, north central, and northern zones. Both seed companies and university researchers submitted hybrids. Companies with hybrids included in the 2016 trials are listed in Table 1. Specific hybrids and where they were tested are shown in Table 2. A summary of the transgenic traits tested in 2016 is shown in Table 3. A summary of seed treatment performance in 2016 is shown in Table 4. In the back of the report, hybrids tested over the past three years are listed in Table 24. At most locations, trials were divided into early- and late-maturity trials based on the hybrid relative maturities provided by the companies. The specific relative maturities separating early- and late-trials are listed in the tables.

Growing Conditions For 2016

Seasonal precipitation and temperature at the trial sites are shown in Table 5. The 2016 growing season was similar to the 30-year normal from most of the season. The planting season progressed quickly with all plots established by early May. Stand establishment was excellent at most locations. Temperature and growing degree-day accumulation were slightly above normal in the fall. A killing frost was later than normal. Fall precipitation was above normal, especially at northern locations. Beautiful weather was experienced during harvest

with many locations having lower grain moisture than typical. Record grain and silage yields were measured. Little lodging occurred in most trials.

Cultural Practices

The seedbed at each location was prepared by either conventional or conservation tillage methods. Seed treatments of hybrids entered into the trials are described in Table 4. Fertilizer was applied as recommended by soil tests. Herbicides were applied for weed control and supplemented with cultivation when necessary. Corn rootworm insecticide was applied in all trials. Information on cultural practices for each location is summarized in Table 6.

Planting

A precision vacuum corn planter using GIS technology was used at all locations except Spooner. Two-row plots, 25 feet long, were planted at all locations. Plots were not hand-thinned. Each hybrid was grown in at least three separate plots (replicates) at each location to account for field variability.

Harvesting

Grain: Two-row plots were harvested with a self-propelled corn combine. Lodged plants and/or broken stalks were counted, plot grain weights and moisture contents were measured, and yields were calculated and adjusted to 15.5% moisture. Test weight was measured on each plot.

Silage: Whole plant (silage) plots were harvested using a tractor-driven, three-point mounted one-row chopper. One row was analyzed for whole-plant yield and quality. Plot weight and moisture content were measured, and yields were adjusted to tons of dry matter per acre. A sub-sample was collected and analyzed using near infrared spectroscopy.

PRESENTATION OF DATA

Yield results for individual location trials and for multi-location averages are listed in Tables 7 through 23. Within each trial, hybrids are ranked by moisture averaged over all trials conducted in that zone during 2016. Yield data for both 2015 and 2016 are provided if the hybrid was entered in both years. Starting in 2009, a nearest neighbor analysis

of variance for all trials as described by Yang et al. (2004, *Crop Science* 44:49–55) and Smith and Casler (2004, *Crop Science* 44:56–62) is included. A hybrid index (Table 2) lists relative maturity ratings, specialty traits, seed treatments, and production zones tested for each hybrid.

Relative maturity

Seed companies use different methods and standards to classify or rate the maturity of corn hybrids. To provide corn producers a “standard” maturity comparison for the hybrids evaluated, the average grain or silage moisture of all hybrids rated by the company’s relative maturity rating system are shown in each table as shaded rows. In these Wisconsin results tables, hybrids with lower moisture than a particular relative maturity average are likely to be earlier than that relative maturity, while those with higher grain moisture are most likely later in relative maturity. Company relative maturity ratings are rounded to 5-day increments.

The Wisconsin Relative Maturity rating system for grain (GRM) and silage (SRM) compares the harvest moisture of a grain or silage hybrid to the average moisture of company ratings using linear regression. Each hybrid is rated within the trial and averaged over all trials in a zone. Maturity ratings (company, GRM, and SRM) can be found in Table 2.

Grain performance index

Three factors—yield, moisture, and standability—are of primary importance in evaluating and selecting corn hybrids. A performance index (PI), which combines these factors in one number, was calculated for multi-location averages for grain trials. This index evaluates yield, moisture, and lodged stalks at a 50 (yield): 35 (moisture): 15 (lodged stalks) ratio.

The PI was computed by converting the yield, moisture (dry matter), and upright stalk values of each hybrid to a percentage of the test average. Then the PI for each hybrid that appears in the tables was calculated as follows:

$$\text{Performance Index (PI)} = \frac{[(\text{Yield} \times 0.50) + (\text{Dry matter} \times 0.35) + (\text{Upright stalks} \times 0.15)]}{100}$$

Silage performance index

Corn silage quality was analyzed using near infrared spectroscopy equations derived from previous work. Plot samples were dried, ground, and analyzed for crude protein (CP), acid detergent fiber (ADF), neutral detergent fiber (NDF), in-vitro cell wall digestibility (NDFD), in-vitro digestibility (IVD), and starch. Spectral groups and outliers were checked using wet chemistry analysis.

The **MILK2006** silage performance indices, milk per ton and milk per acre, were calculated using an adaptation by Randy Shaver (UW–Madison Department of Dairy Science) of the MILK91 model (Undersander, Howard, and Shaver; Journal Production Agriculture 6:231–235). In MILK2006, the energy content of corn silage was estimated using a modification of a published summative energy equation (Weiss and coworkers, 1992; Animal Feed Science Technology 39:95–110). In the modified summative equation, CP, fat, NDF, starch, and sugar plus organic acid fractions were included along with their corresponding total-tract digestibility coefficients for estimating the energy content of corn silage. Whole-plant dry matter content was normalized to 35% for all hybrids. The sample lab measure of NDFD was used for the NDF digestibility coefficient. Digestibility coefficients used for the CP, fat, and sugar plus organic acid fractions were constants. Dry matter intake was estimated using NDF and NDFD content assuming a 1,350-pound cow consuming a 30% NDF diet. Using National Research Council (NRC, 2001) energy requirements, the intake of energy from corn silage was converted to expected **milk per ton**. **Milk per acre** was calculated using milk per ton and dry matter yield per acre estimates (Schwab, Shaver, Lauer, and Coors, 2003; Animal Feed and Science Technology 109:1–18).

Least significant difference

Variations in yield and other characteristics occur because of variations in soil and growing conditions that lower the precision of the results. Statistical analysis makes it possible to determine, with known probabilities of error, whether a difference is real or whether it might have occurred by chance. Use the appropriate least significant difference (LSD) value at the bottom of the tables to determine true differences.

Least significant differences at the 10% level of probability are shown. Where the difference between two selected hybrids within a column is greater than or equal to the LSD value at the bottom of the column, you can be sure in nine out of ten cases that there is a real difference between the two hybrid averages. If

the difference is less than the LSD value, the difference may still be real, but the experiment has produced no evidence of real differences. Hybrids that were not significantly lower in performance than the highest hybrid in a particular test are indicated with an asterisk (*).

HOW TO USE THE RESULTS

The results provide you with an independent, objective evaluation of the performance of unfamiliar hybrids that seed company sales representatives are promoting, as well as a comparison of these unfamiliar hybrids with competitive hybrids. Below are suggested steps to follow for selecting top performing hybrids for next year using these trial results:

1. **Use multi-location average data in shaded areas.** Consider single location results with extreme caution.
2. Begin with trials in the zone(s) nearest you.
3. Compare hybrids with similar maturities within a trial. You will need to divide most trials into at least two and sometimes three groups with similar average harvest moisture—within about a 2% range in moisture.
4. Make a list of five to 10 hybrids with highest 2015 performance index within each maturity group within a trial.
5. **Evaluate the consistency of the performance of the hybrids on your list** over the years and in other zones.
 - a. Scan the 2016 results. **Be wary** of any hybrids on your list that had a 2016 PI of 100 or lower. Choose two or three of the remaining hybrids that have relatively high PIs for **both** 2016 and 2015.

- b. Check to see if the hybrids you have chosen were **entered in other zones**. (For example, some hybrids entered in the Southern Zone Trials, Tables 7 and 8, are also entered in the South Central Zone Trials, Tables 9 and 10.)
 - c. **Be wary** of any hybrids with a PI of 100 or lower for 2016 or 2015 in any other zones.
6. Repeat this procedure with about three maturity groups to select top-performing hybrids with a range in maturity in order to spread weather risks and harvest time.
 7. Observe the relative performance of the hybrids you have chosen based on these trial results in several other reliable, unbiased trials and be wary of any with inconsistent performance.
 8. Consider including the hybrids you have chosen in your own test plot, primarily to evaluate the way hybrids stand after maturity, dry-down rate, grain quality, or ease of combine shelling or picking.
 9. Remember that you don't know what weather conditions (rainfall, temperature) will be like next year. Therefore, the most reliable way to choose hybrids with greatest chance to perform best next year on your farm is to consider performance in both 2016 and 2015 over a wide range of locations and climatic conditions.

Note: You are taking a tremendous gamble if you make hybrid selection decisions based on 2016 yield comparisons in only one or two local test plots.

FOR MORE INFORMATION

Current and past versions of *Wisconsin Corn Hybrid Performance Trials* (A3653) are available in Microsoft Excel and Acrobat PDF formats at the Wisconsin Corn Agronomy website: corn.agronomy.wisc.edu. To obtain a printed copy, visit UW-Extension's Learning Store at learningstore.uwex.edu, where the most current version of *Wisconsin Corn Hybrid Performance Trials* (A3653) can be ordered or downloaded. For more information on the Wisconsin Crop Improvement Association, visit: wcia.wisc.edu.

TRIAL INFORMATION

Table 1. Companies included in the 2016 trials.

Brand	Company	Address	City	State	Zip	Website
AgriGold	AgriGold Hybrids	5381 Akin Road	St. Francisville	IL	62460	agrigold.com
Beck's	Beck's Hybrids	6767 East 276th Street	Atlanta	IN	46031	beckshybrids.com
Blue River Hybrids	Blue River Hybrids	2326 230th Street	Ames	IA	50014	blueriverorgseed.com
Brunner	Brunner Seed, Inc	W. 3850 US HWY 10	Durand	WI	54736	brunnerseed.com
Channel	Channel	26011 Gladiola Lane	Lanesboro	MN	55949	channel.com
Cornelius	Cornelius Seed	14760 317th Ave	Bellevue	IA	52031	corneliusseed.com
Dahlman	Dahlman Seed Co.	73504 200th Street	Dassel	MN	55325	dahlmanseed.com
Dairyland	Dairyland Seed	P.O. Box 958	West Bend	WI	53095	dairylandseed.com
Dekalb	Monsanto	W. 4211 CTY RD H	Pine River	WI	54965	monsanto.com
DuPont Pioneer	Pioneer Hi-Bred Int'l, Inc	P.O. Box 1100	Johnston	IA	50131	pioneer.com
Federal Hybrids	Federal Hybrids	P.O. Box 17	West Bend	IA	50597	federalhybrids.com
Foundation Direct	Foundation Direct Seeds	634 13th Avenue North	Onalaska	WI	54650	foundationorganicseed.com
Foundation Organic	Foundation Organic Seeds	634 13th Avenue North	Onalaska	WI	54650	foundationorganicseed.com
Golden Harvest	Syngenta	11055 Wayzata Blvd	Minnetonka	MN	55305	syngenta.com
Great Lakes	Great Lakes Hybrids	9915 West M-21 Hwy	Ovid	MI	48866	greatlakeshybrids.com
InVision	Growmark, Inc	1701 Towanda Ave	Bloomington	IL	61701	fsseeds.com
Jung	Jung Seed Genetics, Inc	618 Warner Street	Randolph	WI	53956	jungseedgenetics.com
Latham	Latham Hi-Tech Seed	131 180th Street	Alexander	IA	50420	lathamseeds.com
Legacy Seeds	Legacy Seeds, Inc	P.O. Box 68	Scandinavia	WI	54977	legacyseeds.com
Legend Seeds	Legend Seeds	P.O. Box 241	De Smet	SD	57231	legendseeds.net
LG Seeds	LG Seeds	22827 Shissler Road	Elmwood	IL	61529	lgseeds.com
Longping	Longping High-Tech Seeds	11635 Wange Road	Capron	IL	61012	lpht.com
Masters Choice	Masters Choice, Inc	305 West Vienna Street	Anna	IL	62906	seedcorn.com
Munson	Munson Hybrids	1262 Knox Rd 100 E	Galesburg	IL	61401	munsonhybrids.com
Mycogen	Mycogen Seeds	9330 Zionsville Road	Indianapolis	IN	46268	mycogen.com
NK Brand	Syngenta	11055 Wayzata Blvd	Minnetonka	MN	55305	syngenta.com
NorthStar	NorthStar Genetics	1414 W. Main St./P.O. Box 127	Albert Lea	MN	56007	alseed.com
Nu Tech/ G2 Genetics	Nu Tech Seed, LLC	2321 North Loop Drive, Suite 230	Ames	IA	50010	yieldleader.com
O'Brien	O'Brien Farms, Inc	552 Glenway Road	Brooklyn	WI	53521	obrienhybrids.com
PIP	Partners in Production, LLC	P.O. Box 777	Sun Prairie	WI	53594	pipseeds.com
Power Plus	Burrus Bros and AssocGrowers	826 Arenzville Rd	Arenzville	IL	62611	hugheshybrids.com
Prairie Hybrids	Prairie Hybrids Seeds	27445 Hurd Road	Deer Grove	IL	61243	prairiehybrids.com
ProHarvest	Brunner Seed, Inc	W 3850 HWY 10	Durand	WI	54736	brunnerseeds.com
Renk	Renk Seed Co.	6809 Wilburn Road	Sun Prairie	WI	53590	renkseed.com
Steyer Seeds	Steyer Seeds	6154 North County Road 33	Tiffin	OH	44483	steyerseeds.com
Titan Pro	Titan Pro SCI	1301 S. 24th Street	Clear Lake	IA	50428	titanprosci.com
Tracy Seeds	Tracy Seeds, LLC	1805 S. State RD 140	Janesville	WI	53546	tracyseeds.com
Viking	Albert Lea Seed	1414 W. Main St./P.O. Box 127	Albert Lea	MN	56007	alseed.com
Wyffels	Wyffels Hybrid	13344 US HWY 6	Geneseo	IL	61254	wyffels.com

TRIAL INFORMATION

Table 2. Corn hybrids included in the 2016 trials. A star (*) indicates that the hybrid performed statistically similar to the highest hybrid for yield or performance index (P.I. or MILK2006) in one or more zones.

Brand hybrid	Technology: Traits †	Maturity Co. GRM SRM	Seed Trt. ‡	Tables	Brand hybrid	Technology: Traits †	Maturity Co. GRM SRM	Seed Trt. ‡	Tables
AgriGold					*193-53STXRIB				
A6179STXRIB	49: CB,LL,RR,RW	93 95	53	9	194-14VT2PRIB	50: CB,RR	93 95 92 136	12,20*	12,20
A6199STXRIB	49: CB,LL,RR,RW	95 96	53	9	195-58STXRIB	49: CB,LL,RR,RW	94 95 93 136	12	12
A6237STX	23: CB,LL,RR,RW	98 97	53	9	*198-98STXRIB	49: CB,LL,RR,RW	95 93 136	20*	20*
A6257STXRIB	49: CB,LL,RR,RW	100 100	53	7,9	201-28VT2PRIB	50: CB,RR	98 95 136	10	10
A6267STXRIB	49: CB,LL,RR,RW	102 103	101 53	7,10,16	202-52STXRIB	49: CB,LL,RR,RW	101 102 136	10	10
A6283VT2RIB	50: CB,RR	101 102	53	10	*203-01STXRIB	49: CB,LL,RR,RW	102 102 136	10*,19*	10*,19*
A6300STXRIB	49: CB,LL,RR,RW	103 102	53	7,10	205-19STXRIB	49: CB,LL,RR,RW	103 104 103 136	7,19	7,19
A6346STX	23: CB,LL,RR,RW	104 104	103 53	7,10,16	206-30STXRIB	49: CB,LL,RR,RW	105 103 103 136	17	17
A6351STXRIB	49: CB,LL,RR,RW	105 104	53	7	*207-27STXRIB	49: CB,LL,RR,RW	106 106 108 136	8,17*	8,17*
A6355STXRIB	49: CB,LL,RR,RW	103 103	53	7,10	211-35STXRIB	49: CB,LL,RR,RW	107 109 108 136	15	15
A6413STXRIB	49: CB,LL,RR,RW	107 107	109 53	8,17	213-59STXRIB	49: CB,LL,RR,RW	111 113 136	15	15
A6416STXRIB	49: CB,LL,RR,RW	107 108	108 53	8,17	Cornelius				
A6424GT3VIP	7: CB,LL,RR,RW	108 108	108 53	8,14,17	C324DP	21: CB,RR	101 102 149	10	10
A6441STXRIB	49: CB,LL,RR,RW	108 109	109 53	8,14,17	C338DPDG	67: CB,DT,RR	103 103 149	10	10
A6442STXRIB	49: CB,LL,RR,RW	109	108 53	14,17	C380DP	21: CB,RR	103 103 149	10	10
A6458VT3PRIB	48: CB,RR,RW	110	109 53	14,17	*C408DP	21: CB,RR	104 103 101 149	7*,10,16*	7*,10,16*
A6462STXRIB	49: CB,LL,RR,RW	110 109	109 53	8,14,17*	C457SS	23: CB,LL,RR,RW	106 105 53	10	10
A6499STXRIB	49: CB,LL,RR,RW	112 111	113 53	8,15	*C490	1: None	106 106 149	23*	23*
A6533VT3PRIB	48: CB,RR,RW	113	112 53	15	C495DP	21: CB,RR	106 107 149	8	8
Beck's					*C574	1: None	108 106 149	23*	23*
4606V2P	50: CB,RR	96 95	179	9	*C574DP	21: CB,RR	108 108 149	8*	8*
4617SX	49: CB,LL,RR,RW	96 96	179	9	*C594VT3P	22: CB,RR,RW	109 104 108 149	10,14*	10,14*
4721AM	56: CB,LL,RR	97 98	179	9	C602SS	23: CB,LL,RR,RW	109 107 53	8	8
4919SX	49: CB,LL,RR,RW	99 99	179	9	*C621	1: None	110 107 149	23*	23*
5162A3	5: CB,LL,RR,RW	101	100 179	16	*C621SS	23: CB,LL,RR,RW	110 109 108 53	8*,14	8*,14
5234AMX	40: CB,LL,RR,RW,wo	102	102 179	16	*C634SS	23: CB,LL,RR,RW	111 109 112 53	8,15*	8,15*
5337SX	49: CB,LL,RR,RW	103 102	179	7,10	*C732	1: None	113 112 149	15*	15*
5515	61: CB,LL,RR,RW	105 104	179	7,10	*C733SS	23: CB,LL,RR,RW	113 112 53	15*	15*
5665AMX	40: CB,LL,RR,RW	106 105	109 179	10,14,17*	Dahlman				
5828AMX	40: CB,LL,RR,RW,wo	110 109	179	8	R43-26VT2PRIB	50: CB,RR	85 87 151	11	11
5829A4	7: CB,LL,RR,RW	108	108 179	14,17*	R44-25VT2PRIB	50: CB,RR	88 88 151	11	11
6076SX	49: CB,LL,RR,RW	110 109	179	8	R44-26VT2PRIB	50: CB,RR	89 91 151	11	11
6165AMX	40: CB,LL,RR,RW	111 110	113 179	8,15	R45-28VT2PRIB	50: CB,RR	90 90 151	11	11
6365AMX	40: CB,LL,RR,RW	113	111 179	15,17*	*R46-27VT2PRIB	50: CB,RR	92 90 93 151	11,18*	11,18*
Blue River Hybrids					R52-352SSRIB	49: CB,LL,RR,RW	104	103 136	19
33A16	1: None	92 94	170	22	Dairyland				
43T35	1: None	98 99	170	21	DS1091	1: None	91 89 172	13	13
48G35	1: None	101 104	170	21	*DS7294	6: CB,LL,RR	94 91 172	12,13*	12,13*
49K70	1: None	102 102	170	21	*DS9106	24: CB,LL,RR,RW	106 105 172	8,10*	8,10*
51T59	1: None	103 102	170	21	DS9198RA	54: CB,LL,RR,RW	98 97 172	9,12	9,12
Brunner					DS9204	24: CB,LL,RR,RW	104 104 172	7,10	7,10
2822GT	2: RR	82 87	149	13	*DS9403	24: CB,LL,RR,RW	103 104 102 172	7,10,16*,19*	7,10,16*,19*
2865	1: None,wo	86 87	149	13	DS9508RA	54: CB,LL,RR,RW	108 110 172	8	8
2865GTA	2: RR,wo	86 89	149	11	*DS9513	24: CB,LL,RR,RW	113 112 172	15*	15*
2894GT-3110A	6: CB,LL,RR,wo	89 89	149	13	DS9599	5: CB,LL,RR,RW	99 99 172	9,12	9,12
3915	1: None	91 89	149	13	DS9686	5: CB,LL,RR,RW	86 88 172	11,13	11,13
3915GT-3110	6: CB,LL,RR	91 89	149	11	DS9701RA	54: CB,LL,RR,RW	101 101 172	10,12	10,12
3920	1: None	92 87	149	13	DS9787SSX	24: CB,LL,RR,RW	87 87 172	11,13	11,13
3955	1: None	95 95	149	12	*DS9802	24: CB,LL,RR,RW	102 100 172	10,12*	10,12*
3992GTA	2: RR,wo	99 98	149	12	DS9911	24: CB,LL,RR,RW	110 109 172	8	8
4044	1: None	104 104	149	10	EXP10707	24: CB,LL,RR,RW	107 108 172	14,17	14,17
4076GT-3111	7: CB,LL,RR,RW	107 108	108 149	8,17	*EXP11213	24: CB,LL,RR,RW	112 113 172	15*	15*
Channel					*HIDF3099-9	24: CB,LL,RR,RW	99 103 172	16*,19*	16*,19*
190-13VT2PRIB	50: CB,RR	90 87	136	13	*HIDF3103-9	24: CB,LL,RR,RW	103 103 172	16*,19*	16*,19*
					HIDF3188RA	54: CB,LL,RR,RW	88 92 172	18,20	18,20*

† See Table 3 for transgenic technology details. Traits: CB= Corn borer, DT= Drought tolerant, LL= Liberty Link, RR= Roundup Ready, RW= Corn rootworm; Other: bmr= brown midrib, lfy= leafy, ND= Nutri-Dense, w= white, wo= water optimized

‡ See Table 4 for seed treatment details.

TRIAL INFORMATION

Table 2 (continued). Corn hybrids included in the 2016 trials. A star (*) indicates that the hybrid performed statistically similar to the highest hybrid for yield or performance index (P.I. or MILK2006) in one or more zones.

Brand hybrid	Technology: Traits †	Maturity Co. GRM SRM	Seed Trt. ‡	Tables	Brand hybrid	Technology: Traits †	Maturity Co. GRM SRM	Seed Trt. ‡	Tables
HiDF3197RA	54: CB,LL,RR,RW	97	94 172	18,20	Foundation Direct				
HiDF3290-9	5: CB,LL,RR,RW	90	89 172	18,20*	2500	1: None	85	93 54	20
HiDF3510SSX	24: CB,LL,RR,RW	110	109 172	14,17	8762	1: None	97 96	54	9
HiDF3605RA	54: CB,LL,RR,RW	105	104 172	16,19*	8988	1: None	88 88	54	11
HiDF3700RA	54: CB,LL,RR,RW	100	102 172	16,19*	*HDS84	1: None,ND	84	87 54	20*
HiDF3702-9	5: CB,LL,RR,RW	102	104 172	16,19	*HDS85	1: None,ND	87	93 54	18*
HiDF3808RA	54: CB,LL,RR,RW	108	109 172	14,17	*HDS90	1: None,ND	90	95 54	18*
					HDS95	1: None,ND	95	96 54	18
Dekalb					*ORG8355	1: None	108	108 54	17*
DKC32-12RIB	50: CB,RR	82 85	176	13	ORG8972	1: None	84 87	54	13
DKC34-82RIB	50: CB,RR	84 85	176	13					
DKC35-88RIB	50: CB,RR	85 86	176	13	Foundation Organic				
DKC36-30RIB	50: CB,RR	86 88	176	11	*8762UT	1: None	97 98	171	21*
DKC39-27RIB	49: CB,LL,RR,RW	89 89	176	11	*OR8331	1: None	104 103	171	21*
DKC40-77RIB	49: CB,LL,RR,RW	90 89 91	176	11,20	*ORG8507	1: None	103 102	171	21*
DKC45-07RIB	49: CB,LL,RR,RW	95	93 176	20	ORG8586	1: None	102 101	171	21
DKC45-65RIB	49: CB,LL,RR,RW	95 95	93 176	12,20*	*ORG8700	1: None	97 96	171	21,22*
DKC46-36RIB	49: CB,LL,RR,RW	96 98	95 176	9,18*	*ORG8780	1: None	95 93	171	22*
DKC46-79RIB	49: CB,LL,RR,RW	96 97	94 176	9,18	*ORG8801	1: None	90 92	171	22*
DKC49-72RIB	49: CB,LL,RR,RW	99 97	176	9					
DKC52-68RIB	50: CB,RR	102 104	103 176	10,19*	Golden Harvest				
DKC53-68RIB	49: CB,LL,RR,RW	103 103	176	10	*G01P52-3011A	5: CB,LL,RR,RW,wo	101	98 167	19*
DKC54-38RIB	49: CB,LL,RR,RW	104 103	176	7,10	G01P52-3122	60: CB,LL,RR,RW,wo	101 102	102 167	10,19
DKC55-93RIB	49: CB,LL,RR,RW	105	103 176	16	G01Q76-3010	3: CB,LL,RR	101	102 167	19
DKC56-03RIB	49: CB,LL,RR,RW	106	107 176	17	G03A50-3010	3: CB,LL,RR	103 102	167	10
DKC58-06RIB	49: CB,LL,RR,RW	108 109	107 176	8,14*,17*	G07B39-3122	60: CB,LL,RR,RW,wo	109 109	109 167	8,14
DKC60-67RIB	49: CB,LL,RR,RW	110 109	108 176	8,14	G07F23-3111	7: CB,LL,RR,RW	107 108	167	8
DKC62-08RIB	49: CB,LL,RR,RW	112	112 176	15	*G09E98-3122	60: CB,LL,RR,RW	109	109 167	14*
DKC63-33RIB	49: CB,LL,RR,RW	113	112 176	15	*G10T63-3122	60: CB,LL,RR,RW	110	108 167	14*
					G12W66-3000GT	5: CB,LL,RR,RW	112	112 177	15
DuPont Pioneer					*G84J92-3011A	66: CB,LL,RR,RW,wo	86 89	90 167	11,18*
P0157AMX	40: CB,LL,RR,RW,wo	101 103	150	7,10	G85Z56-3110A	6: CB,LL,RR,wo	85 89	167	11
P0496AMX	40: CB,LL,RR,RW,wo	104	103 150	19	G88R13-3010	3: CB,LL,RR	88 89	167	11
P0506AM	56: CB,LL,RR,wo	105 103	150	10	G90E41-3110A	6: CB,LL,RR,wo	90 90	167	11
P0825AMXT	61: CB,LL,RR,RW	108 109	150	8	*G90Y04-3110A	6: CB,LL,RR,wo	92 90	94 167	11*,18*
P0921AMXT	61: CB,LL,RR,RW	109	109 150	14,17*	G94B95-3110	6: CB,LL,RR	94 96	167	9
P1197AMXT	61: CB,LL,RR,RW	111 112	111 150	8,15,17	*G95D32-3110	6: CB,LL,RR	95 98	95 167	9,18*
P8542AM	56: CB,LL,RR	85 86	150	13	G96V99-3010	3: CB,LL,RR	96 98	167	9
P9188AM	56: CB,LL,RR	91 88	150	13	*G98L17-3000GT	5: CB,LL,RR,RW	98	95 167	18*
P9690AM	56: CB,LL,RR,wo	96 95	150	12					
P9789AMXT	61: CB,LL,RR,RW	97	94 150	18,20	Great Lakes				
P9840AM	56: CB,LL,RR	98 97	150	9,12	3337VT2RIB	50: CB,RR	83 85	157	13
					3510VT2RIB	50: CB,RR	85 85	157	13
Federal Hybrids					*3847VT2RIB	50: CB,RR	88 89	92 157	11,20*
3270VT2P	21: CB,RR	82 86	151	13	4037STXRIB	49: CB,LL,RR,RW	90 91	157	11
3660GT3011A	5: CB,LL,RR,RW,wo	86 87	149	13	*4250STXRIB	49: CB,LL,RR,RW	92 90	93 157	11,18*,20*
3950VT2PRIB	50: CB,RR	89 88	151	13	*4452VT2RIB	50: CB,RR	94 95	93 157	12*,18*
3970VT2	21: CB,RR	89 86	151	13	*4548STXRIB	49: CB,LL,RR,RW	95 96	94 157	9,12*,18*
4060VT2PRIB	50: CB,RR	90 88	151	11,13	*4879STXRIB	49: CB,LL,RR,RW	98 98	98 157	9,16*,18
4160VT2PRIB	50: CB,RR	91 89	91 151	11,13*,20*	*5029VT2RIB	50: CB,RR	100 97	100 157	9,16*
4240VT2PRIB	50: CB,RR	92 90	92 151	11,20	*5283STXRIB	49: CB,LL,RR,RW	102 103	102 157	10,16*
4470VT2P	21: CB,RR	94 94	90 151	12,20	5470STXRIB	49: CB,LL,RR,RW	104 103	157	10
4550SSRIB	49: CB,LL,RR,RW	95 96	53	12	*5556VT2RIB	50: CB,RR	105 104	103 157	10,16*
4558SSRIB	49: CB,LL,RR,RW	95 96	53	12	5755STXRIB	49: CB,LL,RR,RW	107 108	108 157	8,17
4560VT2PRIB	50: CB,RR	95 94	151	12	*5824STXRIB	49: CB,LL,RR,RW	108 107	108 157	8,14*
5060VT2P	21: CB,RR	100 102	151	7	5944STXRIB	49: CB,LL,RR,RW	109 109	157	8
5370SS	23: CB,LL,RR,RW	103	102 53	19	*6068STXRIB	49: CB,LL,RR,RW	110	108 157	14*,17*
5440SSRIB	49: CB,LL,RR,RW	104	103 53	19	6185STXRIB	49: CB,LL,RR,RW	111	112 157	15
5550SSRIB	49: CB,LL,RR,RW	106 108	103 53	8,19	*6259VT2RIB	50: CB,RR	112	112 157	15*

† See Table 3 for transgenic technology details. Traits: CB= Corn borer, DT= Drought tolerant, LL= Liberty Link, RR= Roundup Ready, RW= Corn rootworm; Other: bmr= brown midrib, lfy= leafy, ND= Nutri-Dense, w= white, wo= water optimized

‡ See Table 4 for seed treatment details.

TRIAL INFORMATION

Table 2 (continued). Corn hybrids included in the 2016 trials. A star (*) indicates that the hybrid performed statistically similar to the highest hybrid for yield or performance index (P.I. or MILK2006) in one or more zones.

Brand hybrid	Technology: Traits †	Maturity Co. GRM	Seed SRM Trt. ‡	Tables	Brand hybrid	Technology: Traits †	Maturity Co. GRM	Seed SRM Trt. ‡	Tables
6261STXRIB	49: CB,LL,RR,RW	112	112 157	15	Latham				
6462STXRIB	49: CB,LL,RR,RW	114	113 157	15	EX113GTCBLLRW	5: CB,LL,RR,RW	113	113 97	15
InVision					EX114RRLFY	16: RR,lfy	114	113 151	15
FS 33TV1RIB	50: CB,RR	83 87	151	11	*LH4242VT2PRO	50: CB,RR	92	93 151	18*
FS 36TV4RIB	48: CB,RR,RW	86 88	151	11	*LH4529SS	49: CB,LL,RR,RW	95	93 136	18*
FS 38TV1RIB	50: CB,RR	88 90	151	11	*LH5215VT2PRO	50: CB,RR	102	102 151	16*,19
FS 42TV1RIB	50: CB,RR	92 90	97 151	11,18	*LH5335SS	49: CB,LL,RR,RW	103	102 136	19*
FS 44TV1RIB	50: CB,RR	94 94	93 151	12,18	LH5495-3122	60: CB,LL,RR,RW	104	103 97	16
FS 46TX1RIB	49: CB,LL,RR,RW	96 96	136	9,12	*LH5715VT2PRO	50: CB,RR	107	108 151	14*,17
FS 50VX1RIB	49: CB,LL,RR,RW	100 98	102 136	9,19	*LH6175VT2PRO	50: CB,RR	111	112 151	15*
FS 52ZX1RIB	49: CB,LL,RR,RW	102 103	103 136	7,10,19	Legacy Seeds				
FS 53UX1RIB	49: CB,LL,RR,RW	103 102	102 136	7,10,19*	L2516	21: CB,RR	85 86	174	13
FS 54ZX1RIB	49: CB,LL,RR,RW	104 103	102 136	7,10,19	*L2735	66: CB,LL,RR,RW	86 87 88	175	13,20*
FS 57TX1RIB	49: CB,LL,RR,RW	107 107	107 136	8,14,17	L2916	21: CB,RR	88 86	174	13
FS 58QX1RIB	49: CB,LL,RR,RW	108 108	108 136	8,17	L2924	50: CB,RR	89 88	92 151	11,13,20
FS 60LX1RIB	49: CB,LL,RR,RW	110 108	108 136	8,14,17	*L3115	50: CB,RR	92 89	151	11*,13
FS 60QV1RIB	50: CB,RR	110 108	151	8	*L3335	6: CB,LL,RR,wo	93 95 93	175	12,18*,20*
FS 61SX1RIB	49: CB,LL,RR,RW	111 109	110 136	8,15,17*	L3416	21: CB,RR	94 95	174	12
FS 62TV1DGRIB	68: CB,DT,RR	112	112 151	15	*L3715	49: CB,LL,RR,RW	96 96	53	9,12*
FS 62VX1RIB	49: CB,LL,RR,RW	112	112 136	15	L4315	49: CB,LL,RR,RW	101 102	174	7,10
FS 63SX1RIB	49: CB,LL,RR,RW	113	112 136	15	L4433	5: CB,LL,RR,RW,wo	101	102 175	19
FS 63ZX1RIB	49: CB,LL,RR,RW	113	112 136	15	L4445	67: CB,DT,RR	102 103	174	10
FS 64SX1RIB	49: CB,LL,RR,RW	114	113 136	15	*L5516	21: CB,RR	105 104	102 174	7,10,16*
Jung					L5914	49: CB,LL,RR,RW	106 109	174	8
43DP417RIB	50: CB,RR	93 93	136	12	*L6334	5: CB,LL,RR,RW	108 108 106	175	8,14*,17*,19*
49SS437RIB	52: CB,LL,RR	99	103 136	16	Legend Seeds				
4D113RIB	50: CB,RR	82 85	136	13	LR30J685	1: None	85 88	149	13
4D178RIB	50: CB,RR	84 86	136	13	LR9405GENSSRIB	49: CB,LL,RR,RW	105 104	149	7,10
4D260RIB	49: CB,LL,RR,RW	82 86	136	13	*LR9492VT2PRIB	50: CB,RR	92 90 93	149	11*,18*
4D331RIB	50: CB,RR	92 90	136	11	*LR94A01-3011A	5: CB,LL,RR,RW	101 97	102 149	12,19*
4D341RIB	50: CB,RR	93 95	136	12	LR9583VT2PRIB	50: CB,RR	83 86	174	13
58SS537RIB	52: CB,LL,RR	108	108 136	14	LR9600VT2PRIB	50: CB,RR	100 99	149	9
60SS607RIB	52: CB,LL,RR	110	108 136	14	LR9608GENSSRIB	49: CB,LL,RR,RW	108 108	108 149	8,14
7S506RIB	52: CB,LL,RR	100	101 136	16	LR9611GENSSRIB	49: CB,LL,RR,RW	111 110	112 149	8,15
7S555RIB	52: CB,LL,RR	102	102 136	16	*LR9691VT2PRIB	50: CB,RR	91 89	174	11*
7S711RIB	52: CB,LL,RR	110	109 136	14	LR9697GENSSRIB	49: CB,LL,RR,RW	97 95 97	149	12,18
LG Seeds					LR9701GENSSRIB	49: CB,LL,RR,RW	101 103	149	10
LG5375VT2RIB	50: CB,RR	87 88	53	11	LR9794GENSSRIB	49: CB,LL,RR,RW	94 95	149	12
LG5408VT2PRIB	50: CB,RR	90 89	53	11	LR97A89-3011A	5: CB,LL,RR,RW	89 88	149	11,13
LG5410VT2RIB	50: CB,RR	92 90	93 53	11,18*	LR97S00GENSSRIB	49: CB,LL,RR,RW	100	104 174	16,19
LG5415STXRIB	49: CB,LL,RR,RW	93 94	94 53	12,18	*LR97S05GENSSRIB	49: CB,LL,RR,RW	105	106 174	14,16*
LG5427VT2RIB	50: CB,RR	95 96	53	12	Longping				
LG5467VT2P	21: CB,RR	97 97	93 53	9,18	LP15M-EX1972	1: None	85 93	102	13
LG5470STXRIB	49: CB,LL,RR,RW	98 97	97 53	9,16,18*	LP15M-EX2159	1: None	104 103	102	10
LG5474STXRIB	49: CB,LL,RR,RW	98 97	93 53	9,18	LP15M-EX2216	1: None	115 110	102	8
LG5499STXRIB	49: CB,LL,RR,RW	100 102	102 53	7,9,16*	LP15M-EX2218	1: None	90 93	102	13
LG5501VT2PRIB	50: CB,RR	100 98	102 53	9,19	LP15M-EX2241	1: None	105 106	102	10
LG5507STXRIB	49: CB,LL,RR,RW	103 104	103 53	7,16	LP15M-EX2248	1: None	114 111	102	8
LG5520STX	23: CB,LL,RR,RW	105 104	104 53	7,16	LP15M-EX2253	1: None	115 109	102	8
LG5520VT2	21: CB,RR	105 104	53	7	Masters Choice				
LG5548STXRIB	49: CB,LL,RR,RW	109 109	109 53	8,14*	*MC4050	1: None	90 92	180	22*
LG5565STXRIB	49: CB,LL,RR,RW	108 107	109 53	8,14	MC4630	1: None	96 99	180	21
LG5591STXRIB	49: CB,LL,RR,RW	110	108 53	14	MC4880	1: None	98 98	180	21
LG5618STXRIB	49: CB,LL,RR,RW	112 112	112 53	8,15	*MC5250	1: None	102 101	180	21*
					MCT3223	5: CB,LL,RR,RW	82	90 149	18

† See Table 3 for transgenic technology details. Traits: CB= Corn borer, DT= Drought tolerant, LL= Liberty Link, RR= Roundup Ready, RW= Corn rootworm; Other: bmr= brown midrib, lfy= leafy, ND= Nutri-Dense, w= white, wo= water optimized

‡ See Table 4 for seed treatment details.

TRIAL INFORMATION

Table 2 (continued). Corn hybrids included in the 2016 trials. A star (*) indicates that the hybrid performed statistically similar to the highest hybrid for yield or performance index (P.I. or MILK2006) in one or more zones.

Brand hybrid	Technology: Traits †	Maturity Co. GRM	Seed SRM Trt. ‡	Tables	Brand hybrid	Technology: Traits †	Maturity Co. GRM	Seed SRM Trt. ‡	Tables
MCT3891	2: RR	88	90 149	18	*N63R-3122	60: CB,LL,RR,RW,wo	109	108 167	17*
MCT4054	7: CB,LL,RR,RW	90	93 149	18	NorthStar				
MCT4211	2: RR	92	89 149	18	NS100-464	49: CB,LL,RR,RW	100	99 182	9
MCT4572	6: CB,LL,RR	95	94 149	18	NS100-531	49: CB,LL,RR,RW	100	101 151	7,9
MCT4632	6: CB,LL,RR	96	94 149	18	NS102-168	68: CB,DT,RR	102	103 151	7,10
MCT4884	7: CB,LL,RR,RW	98	94 149	18	NS104-167	49: CB,LL,RR,RW	105	104 182	7
MCT5371	2: RR	103	102 149	16	NS106-526	49: CB,LL,RR,RW	106	108 182	8
MCT5454	7: CB,LL,RR,RW	104	102 149	16	*NS96-103	49: CB,LL,RR,RW	96	97 151	9,12*
MCT5663	5: CB,LL,RR,RW	106	108 149	17	NS96-421	49: CB,LL,RR,RW	95	96 182	12
MCT6153	5: CB,LL,RR,RW	111	112 149	15	NuTech/G2 Genetics				
MCT6363	5: CB,LL,RR,RW	113	113 149	15	5F-091	56: CB,LL,RR	91	89 181	11,13
MCT6583	5: CB,LL,RR,RW	115	113 149	15	*5F-196	56: CB,LL,RR	96	98 94 181	9*,12*,18*
MCT6733	5: CB,LL,RR,RW	117	113 149	15	*5F-308	56: CB,LL,RR	108	109 109 181	8*,14*,17*
Munson					*5F-504	56: CB,LL,RR	104	103 103 181	7*,10*,16*
4309VT2PRIB	50: CB,RR	83	86 123	13	*5F-510	56: CB,LL,RR	110	110 109 181	8*,14*,17*
4654-3011A	5: CB,LL,RR,RW,wo	86	87 123	13	*5F-701	56: CB,LL,RR	101	102 181	16*,19*
4672VT2P	50: CB,RR	86	87 123	13	5F-709	56: CB,LL,RR,wo	109	109 181	8
4808VT2P	21: CB,RR	88	87 123	11,13	*5F-713	56: CB,LL,RR	113	113 181	15*
4877GTCBLL	3: CB,LL,RR	88	87 123	13	*5F-811	56: CB,LL,RR	111	111 181	15*,17*
5011RR	16: RR	90	89 123	11	*5F-906	56: CB,LL,RR	106	106 108 181	8*,10*,14*,17*
5016VT2P	21: CB,RR	90	89 123	11,13	*5H-502(AM)	56: CB,LL,RR	102	103 103 181	7,10,16*,19
5359-3110A	6: CB,LL,RR,wo	93	95 123	12	*5H-806	9: CB,LL	106	103 108 181	8*,10*,14*,17*
5581VT3PRIB	48: CB,RR,RW	95	96 123	9,12	*5K-702	61: CB,LL,RR,RW	102	103 181	7,10*
5639VT2P	21: CB,RR	96	95 123	9,12	*5L-198	61: CB,LL,RR,RW	98	97 181	12*
5896VT2P	21: CB,RR	98	96 123	9,12	*5Z-503	55: CB,LL,RR	103	103 181	7*,10*
6048SSRIB	49: CB,LL,RR,RW	100	99 138	7,9,12	*5Z-601	55: CB,LL,RR,wo	101	103 181	7*,10*
6143-GTA	2: RR,wo	101	101 123	7,10	*X5Z-1001	55: CB,LL,RR	110	108 181	14*,17*
6434VT2P	21: CB,RR	104	104 102 138	7,10,16	X5Z-9501	55: CB,LL,RR	95	94 181	12
6699SS	49: CB,LL,RR,RW	106	107 138	8,10	X5Z-9902	55: CB,LL,RR	99	99 181	9,12
6978VT2P	21: CB,RR	109	108 108 123	8,14	O'Brien Hybrids				
7084SS	49: CB,LL,RR,RW	110	109 138	8	*OB1104	1: None	104	106 149	23*
Mycogen					OB1105	1: None	105	106 149	23
2A627	54: CB,LL,RR,RW	107	109 178	8	OB1108	1: None	108	106 149	23
MY01C77RA	54: CB,LL,RR,RW	101	103 178	10	OB1165	1: None	106	106 149	23
MY87B11	2: RR	87	89 178	11	OB3106GT	2: RR	105	106 149	23
TMF06S67RA	54: CB,LL,RR,RW	106	109 178	17	OB3108GT	2: RR	107	106 149	23
TMF09S97	24: CB,LL,RR,RW	110	108 178	17	OBX095GT	2: RR	95	95 149	12
TMF2H708RA	54: CB,LL,RR,RW	109	109 178	17	OBX107	1: None	107	106 149	23
TMF2Q419	54: CB,LL,RR,RW	96	96 178	18	*OBX1103	1: None	103	106 149	23*
TMF94L37	24: CB,LL,RR,RW	94	95 178	18	Organic				
TMF99Q47RA	54: CB,LL,RR,RW	99	102 178	19	*UW Check B	1: None	105	101 3	21*
X13526VH	16: RR	102	102 178	7	UW Check C	1: None	89	91 3	22
NK Brand					UW Check C-HW	1: None	89	91 3	22
N17R-3010A	3: CB,LL,RR,wo	84	86 167	13	PIP				
N18Q-3011A	66: CB,LL,RR,RW,wo	86	87 88 167	13,20	3489	6: CB,LL,RR	89	90 149	11
N19D-3110A	6: CB,LL,RR,wo	85	88 167	13	3685	5: CB,LL,RR,RW	85	87 149	13
N22S-3010	3: CB,LL,RR	88	87 167	13	3790	1: None	90	88 149	13
N27P-3110A	6: CB,LL,RR,wo	92	88 92 167	13,20*	4400	2: RR	100	98 149	9
N35T-3110	6: CB,LL,RR	95	97 100 167	12,16*	*4595(GT)	2: RR	95	93 149	20*
N36G-3010	3: CB,LL,RR	96	98 167	9,12	4597GTCBLL	3: CB,LL,RR	97	98 149	9
N40L-3000GT	5: CB,LL,RR,RW	98	98 101 167	12,16*	*4693	6: CB,LL,RR	93	95 149	12*
N45P-3011A	66: CB,LL,RR,RW,wo	101	102 167	7	5601	3: CB,LL,RR	101	103 149	7
N45P-3122	60: CB,LL,RR,RW,wo	101	101 102 167	7,16	*8610	5: CB,LL,RR,RW	110	109 149	14*
N46T-3010	3: CB,LL,RR	101	101 167	16	*8708	1: None	108	108 149	14*
N50D-3010	3: CB,LL,RR	103	103 167	7,10					
N59B-3122	60: CB,LL,RR,RW,wo	109	108 167	17					

† See Table 3 for transgenic technology details. Traits: CB= Corn borer, DT= Drought tolerant, LL= Liberty Link, RR= Roundup Ready, RW= Corn rootworm; Other: bmr= brown midrib, lfy= leafy, ND= Nutri-Dense, w= white, wo= water optimized

‡ See Table 4 for seed treatment details.

TRIAL INFORMATION

Table 2 (continued). Corn hybrids included in the 2016 trials. A star (*) indicates that the hybrid performed statistically similar to the highest hybrid for yield or performance index (P.I. or MILK2006) in one or more zones.

Brand hybrid	Technology: Traits †	Maturity Co. GRM SRM Trt. ‡	Seed Trt. ‡	Tables	Brand hybrid	Technology: Traits †	Maturity Co. GRM SRM Trt. ‡	Seed Trt. ‡	Tables
Power Plus					Titan Pro				
1G48AMXT	61: CB,LL,RR,RW	102 103	183	7	8602GT3000	5: CB,LL,RR,RW	86 88	184	11,13
1S26AMXT	61: CB,LL,RR,RW	101 102	181	7	9203VT2PRO	21: CB,RR	92 90	184	11
2B77AMXT	61: CB,LL,RR,RW	105 104	183	7	9204VT2PRO	21: CB,RR	92 89	184	11
2R63R	16: RR	104 102	181	7	9301SSRIB	49: CB,LL,RR,RW	94 96	184	9,12
2Y06AM	55: CB,LL,RR	103 103	183	7	9401SSRIB	49: CB,LL,RR,RW	95 96 94	184	9,12,18
3H85AMX	40: CB,LL,RR,RW	107	109 181	14	*EXPJ1005W	1: None	108 110 107	184	10,17,19*
4J95AMX	40: CB,LL,RR,RW,wo	109 109	183	8	STAX61031TM	68: CB,DT,RR	103 102 102	184	10,19
5C17AMXT	61: CB,LL,RR,RW	110	111 183	14	Tracy Seeds				
Prairie Hybrids					Tracy Seeds				
2730	1: None	102	102 134	19	T086-26(Vip3011A)	66: CB,LL,RR,RW,wo	86 89	149	11
3415	1: None	104	102 134	19	T091-25(3000GT)	5: CB,LL,RR,RW	91 92	149	9,11
5200	1: None	108	106 134	14,17*,19*	T093-26(Vip3110A)	6: CB,LL,RR,wo	93 95	149	12
8229	1: None	114	111 134	15,17*	T095-25(3000GT)	5: CB,LL,RR,RW	95 95	149	12
ProHarvest					Tracy Seeds				
2505RR2	16: RR	85 86	149	13	T098-26(Vip3110)	6: CB,LL,RR	98 98	149	9
4203VT3PRORIB	48: CB,RR,RW	91 87	136	13	*T102-14(Vip3011A)	6: CB,LL,RR,wo	102 102 101	149	7,10,16*,19
4255	16: RR	92 89	149	11	T102-26(Vip3122RIB)	60: CB,LL,RR,RW	102 104	149	7,10
4255STAXRIB	49: CB,LL,RR,RW	92 90	136	11	T104-13(3000GT)	5: CB,LL,RR,RW	104 104 103	149	10,19
4511RR2	16: RR	95 96	149	12	T106-11GT	2: RR	106 107	149	8
4777STAXRIB	49: CB,LL,RR,RW	97 97	136	9	T107-25(3000GT)	5: CB,LL,RR,RW	107 108	149	8
4825STAXRIB	49: CB,LL,RR,RW	98 99	136	9	*T108-26(Vip3111)	7: CB,LL,RR,RW	108 108 108	149	8,17*
6101STAXRIB	49: CB,LL,RR,RW	101 101	136	7,10	*T112-25(3000GT)	5: CB,LL,RR,RW	112 112	149	15*
6333STAXRIB	49: CB,LL,RR,RW	103 103	136	7,10	Viking				
6338STAXRIB	49: CB,LL,RR,RW	103 103	136	7,10	*51-95UNT	1: None	95 92	3	22*
6444STAXRIB	49: CB,LL,RR,RW	105	105 136	16	O.24-95N	1: None	95 92	170	22
Renk					Viking				
6-798VT2P	21: CB,RR	109 108 108	151	8,17	*O.31-92N	1: None	92 94	170	22*
RK266VT3P(RIB)	48: CB,RR,RW	85 86	151	13	O.35-99N	1: None	99 98	170	21
RK299VT2P(RIB)	50: CB,RR	89 88	151	13	*O.42-92GS	1: None	92	91 97	20*
RK408VT2P	21: CB,RR	91 89	151	11,13*	*O.51-04GS	1: None	104	105 97	14*,16*
RK433VT2P	21: CB,RR	92 89	151	11,13*	*O.58-98GS	1: None	98	96 97	16,18*
RK522SSTX(RIB)	49: CB,LL,RR,RW	94 96	136	12	O.58-98N	1: None	98 99	170	21
RK566SSTX	23: CB,LL,RR,RW	94 95	136	12	O.69-99N	1: None	99 99	170	21
RK595SSTX	23: CB,LL,RR,RW	99 98	136	9,12*	O.73-08GS	1: None	108	109 3	14
RK596SSTX(RIB)	49: CB,LL,RR,RW	98 98	136	9,12	*O.79-03N	1: None	103 103	170	21*
RK608DGV2P	67: CB,DT,RR	100 98	151	9,12	*O.79-99N	1: None	99 99	170	21*
RK612SSTX	49: CB,LL,RR,RW	100 99	136	9,12	Wyffels				
RK629VT3P(RIB)	48: CB,RR,RW	101 102 103	151	10,16,19	W1968	23: CB,LL,RR,RW	101 102	53	10
RK675DGV2P	68: CB,DT,RR	103 103	151	10	W2198	23: CB,LL,RR,RW	100 98	53	9
RK680SSTX	49: CB,LL,RR,RW	103 102	136	7,10	W4796RIB	50: CB,RR	106 105	53	8,10
RK717SSTX	23: CB,LL,RR,RW	105 103	136	7,10*	W4968RIB	49: CB,LL,RR,RW	107 107	53	8
RK724R	16: RR	104	102 151	16,19	W6198	23: CB,LL,RR,RW	109 110	53	8
RK776SSTX(RIB)	49: CB,LL,RR,RW	107 110 108	136	8,17	W6946DGRIB	65: DT	111 112	53	8
RK792SSTX	23: CB,LL,RR,RW	108 108	136	8	Steyer Seeds				
RK810SSTX	49: CB,LL,RR,RW	110 109 108	136	8,17	10303SSRIB	49: CB,LL,RR,RW	101 101 104	184	10,12,19
RK815SSTX	23: CB,LL,RR,RW	111 109	136	8	10403SSRIB	49: CB,LL,RR,RW	104 103 104	184	7,10,19
Steyer Seeds					Steyer Seeds				
10303SSRIB	49: CB,LL,RR,RW	101 101 104	184	10,12,19	*10503SIRIB	49: CB,LL,RR,RW	105 103 103	184	7,10,16*,19
10403SSRIB	49: CB,LL,RR,RW	104 103 104	184	7,10,19	*11005GSSPRORIBC	49: CB,LL,RR,RW	111	112 184	15*
10503SIRIB	49: CB,LL,RR,RW	105 103 103	184	7,10,16,19	8601VT2PRO	50: CB,RR	86 87	184	11,13
11005GSSPRORIBC	49: CB,LL,RR,RW	111	112 184	15					
8601VT2PRO	50: CB,RR	86 87	184	11,13					

† See Table 3 for transgenic technology details. Traits: CB= Corn borer, DT= Drought tolerant, LL= Liberty Link, RR= Roundup Ready, RW= Corn rootworm; Other: bmr= brown midrib, lfy= leafy, ND= Nutri-Dense, w= white, wo= water optimized

‡ See Table 4 for seed treatment details.

TRIAL INFORMATION

Table 3. List of transgenic technologies used in corn hybrids entered in the 2016 UW corn trials.

Technology †	First		Traits ‡	Grain yield §		Forage yield §	
	Year	Abbreviation		N	Bu/A	N	T/A
1 Conventional	1930	Conv	None	309	-7.7	177	* 0.18
2 Agrisure® GT	2006	GT	RR	98	-6.7	35	----
3 Agrisure® 3010	2006	3010	CB,LL,RR	131	-2.4	15	----
5 Agrisure® 3000GT	2008	3000GT	CB,LL,RR,RW	224	-3.3	180	-0.02
6 Agrisure Viptera® 3110	2011	Vip3110	CB,LL,RR	247	2.9	85	* 0.27
7 Agrisure Viptera® 3111	2010	Vip3111	CB,LL,RR,RW	36	----	60	0.03
9 Herculex® I	2003	HX	CB,LL	36	----	12	----
16 Roundup Ready® Corn 2	2000	RR2	RR	69	* 6.6	21	----
21 Genuity™ VT Double Pro™	2008	GENVT2Pro	CB,RR	391	-2.1	51	-0.05
22 Genuity™ VT Triple Pro™	2010	GENVT3Pro	CB,RR,RW	9	----	6	----
23 Genuity™ SmartStax™	2008	GENSS	CB,LL,RR,RW	167	4.5	39	----
24 DAS SmartStax™	2009	DASSS	CB,LL,RR,RW	110	-1.2	95	* 0.52
40 Optimum® AcreMax® Xtra	2012	AMX	CB,LL,RR,RW	53	* 15.1	51	-0.01
48 Genuity™ VT Triple Pro™ RIB	2012	GENVT3ProRIB	CB,RR,RW	72	-13.4	32	----
49 Genuity™ SmartStax™ RIB	2013	GENSSRIB	CB,LL,RR,RW	1281	-0.8	642	-0.18
50 Genuity™ VT Double Pro™ RIB	2008	GENVT2ProRIB	CB,RR	780	-4.9	187	-0.17
52 Agrisure Viptera® 3220	2013	Vip3220	CB,LL,RR	---	----	36	----
54 DAS SmartStax™ plus RIB	2009	DASSSRIB	CB,LL,RR,RW	68	-15.7	113	-0.02
55 Optimum® Intrasect®	2006	YGCBHX1LLRR2	CB,LL,RR	77	* 10.7	12	----
56 Optimum® AcreMax®	2013	AMRIB	CB,LL,RR	208	* 16.4	97	* 0.54
60 Agrisure Viptera® 3122 E-Z Refuge	2014	Vip3122RIB	CB,LL,RR,RW	45	----	50	* 0.12
61 Optimum® AcreMax® Xtreme	2014	AMXT	CB,LL,RR,RW	92	* 15.6	56	* 0.46
65 Genuity® DroughtGard™	2016	GENDG	DT	8	----	---	----
66 Agrisure® 3011	2008	3011	CB,LL,RR,RW	69	3.7	32	----
67 Genuity™ VT Double Pro™ DroughtGard™	2016	GENVT2ProDG	CB,DT,RR	39	----	---	----
68 Genuity™ VT Double Pro™ DroughtGard™ RIB	2016	GENVT2ProDGRIB	CB,DT,RR	36	----	15	----
LSD(0.10)					10.6		0.45

† See Table 2 for specific hybrid transgenic technologies.

‡ Traits: CB= Corn borer, DT= Drought tolerant, LL= Liberty Link, RR= Roundup Ready, RW= Corn rootworm

§ Grain and forage yield of early and late trials are calculated in relation to the trial mean. A minimum of 50 plots was required before inclusion into the analysis.

* Technologies that performed statistically similar to the highest technology in the trial.

TRIAL INFORMATION

Table 4. List of seed treatments used on corn hybrids entered in the 2016 UW corn trials.

Seed Trt.†	Treatment Mix			Brand	Grain yield ‡		Forage yield ‡	
	Fungicide	Insecticide	Nematicide		N	Bu/A	N	T/A
3	Untreated				36	----	5	----
53	Poncho500 VOTiVO				516	-0.7	239	-0.09
54	ApronXL+Maxim				81	-9.3	57	-0.09
97	Dynasty+MaximXL Cruiser250				----	----	50	----
102	Cruiser250				84	-19.7	----	----
123	Allegiance+Trilex+Vortex Poncho250				236	1.6	6	----
134	Dynasty+MaximXL				----	----	51	* 0.78
136	Apron+Stratego+Vortex Poncho500 VOTiVO			Acceleron+Poncho500+VOTiVO	592	-1.5	263	-0.29
138	Allegiance+Trilex+Vortex Poncho500 VOTiVO				75	4.2	6	----
149	Cruiser 5FS Maxim Quattro			CruiserMaxx Corn250	747	-1.9	220	-0.1
150	Poncho1250+VOTiVO				108	* 14.2	53	0.12
151	Apron+Stratego+Vortex Poncho250			Acceleron 250	585	-3.6	163	-0.31
157	Allegiance+Trilex+Vortex Poncho250 VOTiVO				170	-4.8	130	-0.07
167	Vibrance+ApronXL+Dynasty+MaximXL Cruiser Avicta			Avicta Complete 250+Vibrance	287	4.5	147	0.23
170	Proprietary			Organic 1r - Seed Treatment	107	5.3	----	----
171	Proprietary			Bio-Coat™	72	* 7.6	----	----
172	Cruiser 5FS+Vibrance+Intego Maxim Quattro Myconate			CruiserMaxx500+Vibrance+Intego+Myconate	257	0.4	198	0.31
174	Apron+Stratego+Vortex Poncho500			Acceleron 500	123	-6.9	30	----
175	Cruiser 5FS+Vibrance Maxim Quattro			CruiserMaxx Corn250+Vibrance	36	----	61	0.09
176	Apron+Stratego+Vortex Poncho500 VOTiVO			Acceleron 500HD+Poncho+Votivo	173	-0.1	105	0.03
177	Vibrance+ApronXL+Dynasty+MaximXL+Tebuconazole Cruiser Avicta			Avicta Complete 250+Vibrance+Tebuconazol	----	----	6	----
178	Cruiser 5FS+Vibrance+Intego Maxim Quattro			CruiserMaxx500+Vibrance+Intego	38	----	44	----
179	Poncho1250+VOTiVO+Biologicals			Escalate™	108	* 12.2	54	0.08
180	Proprietary			MicroMaster™	36	----	----	----
181	Apron+Dynasty+Maxim+TBZ Poncho500 VOTiVO			Maxim Quattro+Poncho500+VOTiVO	281	* 14.8	127	* 0.39
182	Poncho250 VOTiVO SabrEx				39	----	----	----
183	Apron+Dynasty+Maxim+TBZ+Raxil Poncho1250 VOTiVO			Maxim Quattro+Poncho1250+Raxil+VOTiVO	36	----	12	----
184	Cruiser 5FS Maxim Quattro Wuxal Terios Zn+			CruiserMaxx Corn 250+Wuxal Terios Zn+	202	-9.3	72	-0.24
LSD(0.10)							9.1	0.44

† See Table 2 for specific seed treatments applied to hybrids.

‡ Grain and forage yield are calculated in relation to the trial mean. A minimum of 50 plots was required before inclusion in the analysis.

* Treatments that performed statistically similar to the highest treatment in the trial.

TRIAL INFORMATION

Table 5. 2016 Temperature and Precipitation Summary.

Location	Temperature (Average) Precipitation (Total)	May		June		July		August		September	
		30-year Normal	2016 Departure	30-year Normal	2016 Departure	30-year Normal	2016 Departure	30-year Normal	2016 Departure	30-year Normal	2016 Departure
		Arlington	Temperature	55.7	2.1	65.6	3.0	69.4	1.9	67.3	3.2
	Precipitation	3.7	-0.3	4.7	-0.6	4.2	2.3	3.9	1.6	3.5	2.6
Chippewa Falls* (Eau Claire)	Temperature	57.6	0.4	66.9	1.0	71.6	0.2	69.3	1.6	60.2	3.2
	Precipitation	3.5	0.4	4.1	2.2	3.9	-0.4	4.5	0.4	3.7	4.5
	Irrigation	0.0		0.5		1.5		1.0		0.0	
Coleman (Oconto)	Temperature	54.2	0.6	64.0	1.4	68.4	2.0	66.7	4.4	58.5	4.9
	Precipitation	3.4	-1.8	3.6	4.5	3.8	2.6	3.5	0.2	3.3	0.7
Fond du Lac	Temperature	56.3	-0.4	66.0	0.4	70.4	1.0	68.6	2.1	60.7	3.6
	Precipitation	3.1	0.1	3.9	-0.9	3.5	0.3	3.5	1.2	3.4	2.7
Galesville (Trempealeau)	Temperature	59.3	1.4	68.5	3.0	72.7	2.0	70.5	3.1	62.1	4.8
	Precipitation	3.7	-0.7	3.8	2.8	4.4	4.5	4.5	3.2	3.8	6.7
Hancock*	Temperature	56.8	-0.5	66.5	-0.8	70.3	0.4	68.3	2.1	60.0	3.6
	Precipitation	3.7	-1.2	4.5	-0.9	4.4	-0.5	4.2	1.4	3.4	8.4
	Irrigation	0.4		3.3		4.4		3.1		0.6	
Janesville (Beloit)	Temperature	58.7	-1.4	68.6	0.0	72.5	-1.1	70.8	0.7	62.9	3.4
	Precipitation	3.8	-0.7	4.7	-1.3	3.9	2.1	4.3	1.4	3.7	-1.5
Marshfield	Temperature	56.1	0.3	65.8	0.2	70.1	-0.3	68.1	1.3	59.1	2.8
	Precipitation	3.7	-0.8	4.5	2.1	4.0	0.3	4.3	-0.4	3.9	2.0
Montfort (Lancaster)	Temperature	57.3	0.6	66.9	2.1	70.8	0.4	69.0	2.6	60.8	3.9
	Precipitation	4.1	-0.9	5.3	1.7	4.3	5.0	4.2	3.1	3.1	1.0
Seymour (Green Bay)	Temperature	56.2	1.6	65.5	1.7	69.8	1.2	68.5	2.2	59.8	4.5
	Precipitation	2.9	0.4	3.9	0.6	3.5	-0.3	3.4	-0.6	3.0	1.3
Spoooner*	Temperature	55.7	0.7	64.9	0.4	69.3	0.2	67.3	1.6	58.3	2.8
	Precipitation	3.5	-1.3	4.0	-0.3	4.1	2.4	4.2	0.5	3.8	0.1
	Irrigation	0.0		0.0		1.2		0.0		0.0	
Valders (Manitowoc)	Temperature	53.5	1.1	63.7	1.0	69.2	0.1	68.3	1.1	60.7	2.8
	Precipitation	3.1	-1.0	3.5	2.3	3.4	2.3	3.6	-0.3	3.1	1.5

* Irrigation applied at Chippewa Falls, Hancock and Spooner Irrigated Trial.

Source: Wisconsin State Climatology Office

TRIAL INFORMATION

Table 6. Individual Trial Information - 2016 Trials.

Location	Previous Crop / Row Width (in)	Harvest	Av. Final Stand	Tillage	Soil Test			Nitrogen Fertilizer			Insect Control	Weed Control	
					pH	P	K	actual N (lbs/A)	form	time			
Soil Series	Cooperators	Planting Date	Dates	(plants/A)	Operations	--(ppm)--			(lbs/A)				
Arlington	M. Bertram	Alfalfa / 30	Oct-10	G: 33207	Disk Chisel	6.2	26	79	10456 gal	Manure	pre	Force 3G	Medal II EC 24 oz/A
Plano Silt Loam		May-3		R: 35795	Field Cultivator				18	9-23-30	plant	4.4 lbs/A	Hornet 4.0 oz/A
			Sep-6	S: 34564									Cultivated
Chippewa Falls	J. Clark	Corn / 30	Oct-3	G: 32726	Spring Chisel	5.9	58	73	10000 gal	Manure	pre	Force 3G	Acuron 3.0 qt/A
Satre Silt Loam	J. Jensen	May-4		O: 28567	Field Cultivator				217	46-0-0	pre	4.4 lbs/A	
Irrigated			Sep-13	S: 31055					18	9-23-30	plant		
Coleman	T. Kuchta	Corn / 30	Oct-13	G: 34342	Fall Chisel	7.6	54	202	16	21-0-0-24S	pre	Force 3G	Acuron 3.00 qt/A
Oconto Sandy Loam		May-6	Sep-14	S: 34267	Field Cultivator				3	11-52-0	pre	4.4 lbs/A	
									88	44-0-0	pre		
									200	9-23-30	plant		
Fond du Lac	E. Montsma	Soybean / 30	Oct-11	G: 32499	Fall Chisel	6.6	21	111	180	46-0-0	pre	Force 3G	Acuron 3.0 qt/A
Virgil Silt Loam		May-6		O: 30366	Field Cultivator				18	9-23-30	plant	4.4 lbs/A	
			Sep-14	S: 32767									
Galesville	K. Congdon	Soybean / 30	Oct-3	G: 31134	Field Cultivator	5.8	65	124	30 gal	32-0-0	pre	Force 3G	Harness 3.0 oz/A
Downs Silt Loam		April-27		O: 28086					21	21-0-0-24S	pre	4.4 lbs/A	Callisto 3.0 oz/A
			Sep-8	S: 32256					18	18-46-0	pre		
									18	9-23-30	plant		
Hancock	P. Sytsma	Corn / 30	Oct-7	G: 32128	Spring Disk	6.9	31	65	120	0-0-60	pre	Force 3G	Prowl 2.0 pt/A
Plainfield Sand		April-25		O: 27146					28	9-23-30	plant	4.4 lbs/A	Laudis 3.0 oz/A
Irrigated									32	21-0-0-24S	post		
									53	32-0-0	post		
									115	46-0-0	post		
Janesville	N. Baker	Corn / 30	Oct-5	G: 31699	Spring Chisel	6.0	50	138	200	46-0-0	pre	Force 3G	Lumax 3.25 qt/A
Plano Silt Loam		April-26		R: 32481	Field Cultivator				18	9-23-30	plant	4.4 lbs/A	Accent Q 0.9 oz/A
Marshfield	J. Cavadini	Soybean / 30	Oct-19	G: 32128	Field Cultivator	6.3	45	85	18	9-23-30	plant	Force 3G	Roundup 32 oz/A
Withee Silt Loam		May-5		O: 22838					30 gal	32-0-0	post	4.4 lbs/A	Parallel 1.7 pt/A
			Sep-20	S: 32179									Hornet WDG 3.0 oz/A
Montfort	E. Faull	Soybean / 30	Oct-11	G: 32317	Fall Chisel	5.8	52	153	115	46-0-0	pre	Force 3G	Acuron 1.75 qt/A
Dodgeville Silt Loam		May-5		R: 31628	Soil Finisher				18	9-23-30	plant	4.4 lbs/A	
			Sep-12	S: 33849					20 gal	32-0-0	post		
Seymour	M. Maass	Soybean / 30	Oct-13	G: 31324	Chisel Plow	6.5	29	149	150	46-0-0	pre	Force 3G	Capreno 3.0 oz/A
Onaway Silt Loam		May-2			Field Cultivator				18	9-23-30	plant	4.4 lbs/A	Atrazine 0.75 lb/A
									15 gal	32-0-0	post		Roundup 32 oz/A
Spooner	P. Holman	Alfalfa / 30	Oct-18	G: 35223	Spring Chisel	6.1	32	99	18	9-23-30	pre	None	Dual II Mag 1.0 pt/A
Irrigated		May-5	Sep-14	S: 35020	Disk				26	13-13-17-9S	plant		Hornet 4.0 oz/A
Cress Sandy Loam									115	46-0-0	post		
Silt Loam		Soybean / 30	Oct-18	G: 35077	Spring Chisel	6.8	13	120	18	9-23-30	pre	None	Dual II Mag 1.0 pt/A
Antigo Silt Loam		May-6	Sep-21	S: 35512	Disk				26	13-13-17-9S	plant		Hornet 4.0 oz/A
									115	46-0-0	post		
Dryland		Soybean / 30	Oct-18	G: 31160	Spring Chisel	6.8	56	91	26	13-13-17-9S	plant	None	Dual II Mag 1.0 pt/A
Cress Sandy Loam		May-3			Disk				150	46-0-0	post		Hornet 4.0 oz/A
Valders	D. Wagner	Soybean / 30	Oct-19	G: 31991	Chisel Plow	7.1	206	104	9000 gal	Manure	pre	Force 3G	Steadfast 1.0 oz/A
Kewaunee Clay Loam		May-9		O: 29480	Turbo till				18	9-23-30	plant	4.4 lbs/A	Keystone 1.5 pt
			Sep-15	S: 31081					30 gal	28-0-0	post		Callisto 3.0 oz/A
													Atrazine 0.25 lb/A

Note: G=Grain, R=Refuge, S=Silage, O=Organic.

GRAIN TRIALS

Table 7. Southern Zone - Early Maturity Grain Trial. (page 1 of 2)

105 day Relative Maturity or earlier based on company rating (Arlington= ARL, Janesville= JAN, Montfort=MON)

Brand	Hybrid	Traits†	2016									2015				
			Average				Yield (bu/A)					Average		Yield (bu/A)		
			Yield (bu/A)	P.I. #	Moist %	Test Wt. %	Lodge %	ARL	JAN	MON	Yield (bu/A)	P.I. #	ARL	JAN	MON	
Munson	6143-GTA	RR-wo	256	102	20.0	54	1	274	243	252						
ProHarvest	6101STXRIB	CB,LL,RR,RW	242	99	20.5	54	0	256	229	240						
NK Brand	N45P-3011A	CB,LL,RR,RW-wo	262	103	20.5	55	0	278	255	253	232	* 102	* 254	233	209	
AgriGold	A6257STXRIB	CB,LL,RR,RW	233	97	20.6	53	0	228	238	233						
Tracy Seeds	T102-14(Vip3011A)	CB,LL,RR-wo	244	99	20.8	55	1	259	235	238	214	97	239	216	186	
NK Brand	N45P-3122	CB,LL,RR,RW-wo	258	102	20.8	55	0	272	243	260						
Munson	6048SSRIB	CB,LL,RR,RW	229	96	20.8	53	1	236	226	224						
Titan Pro	TP58-01 2P	CB,RR	233	97	20.9	55	0	235	230	233						
AgriGold	A6300STXRIB	CB,LL,RR,RW	223	95	21.0	53	0	238	206	225	* 238	* 103	* 268	238	207	
Legacy Seeds	L4315	CB,LL,RR,RW	244	99	21.0	53	0	244	239	250						
Federal Hybrids	5060VT2P	CB,RR	240	99	21.1	55	0	225	251	244						
NorthStar	NS100-531	CB,LL,RR,RW	246	100	21.2	54	0	263	240	236						
Power Plus	1S26AMXT	CB,LL,RR,RW	254	101	21.3	54	2	256	244	262	* 250	* 104	* 265	* 257	* 229	
Beck's	5337SX	CB,LL,RR,RW	245	99	21.4	53	3	254	234	246						
Power Plus	2R63R	RR	* 283	* 107	21.4	55	1	* 293	* 269	* 288						
NuTech/G2 Genetics	5Z-601	CB,LL,RR-wo	* 281	* 106	21.4	53	1	282	* 275	* 287						
LG Seeds	LG5499STXRIB	CB,LL,RR,RW	257	102	21.5	53	0	276	253	242	* 238	* 101	* 263	238	214	
Renk	RK680SSTX	CB,LL,RR,RW	240	98	21.5	54	0	248	233	239						
100-DAY HYBRID TRIAL AVERAGE##			21.5													
Mycogen	X13526VH	RR	262	102	21.6	52	4	285	248	254						
ProHarvest	6333STXRIB	CB,LL,RR,RW	235	97	21.8	53	0	246	222	236	224	99	* 260	229	183	
NuTech/G2 Genetics	5Z-503	CB,LL,RR	* 284	* 107	21.8	54	0	* 307	* 268	* 278						
InVision	FS 53UX1RIB	CB,LL,RR,RW	232	96	21.8	54	4	251	175	269						
DuPont Pioneer	P0157AMX	CB,LL,RR,RW-wo	259	102	21.8	54	0	280	242	255						
Power Plus	2Y06AM	CB,LL,RR	* 274	* 105	21.9	53	1	273	* 275	* 274						
AgriGold	A6267STXRIB	CB,LL,RR,RW	249	100	22.0	53	0	259	243	244	230	100	* 254	228	208	
Power Plus	1G48AMXT	CB,LL,RR,RW	259	102	22.0	55	0	273	242	261						
PIP	5601	CB,LL,RR	245	99	22.1	55	1	246	241	248						
NK Brand	N50D-3010	CB,LL,RR	243	99	22.1	55	0	245	248	237						
InVision	FS 54ZX1RIB	CB,LL,RR,RW	248	99	22.2	54	0	263	240	240						
Dekalb	DKC54-38RIB	CB,LL,RR,RW	240	98	22.2	53	0	257	222	240	* 241	* 103	* 254	243	* 227	
AgriGold	A6355STXRIB	CB,LL,RR,RW	245	99	22.2	52	0	263	231	242						
NuTech/G2 Genetics	5H-502(AM)	CB,LL,RR	231	96	22.3	54	0	242	221	230	* 241	* 104	* 271	239	214	
ProHarvest	6338STXRIB	CB,LL,RR,RW	244	99	22.3	51	0	250	240	241						
Steyer Seeds	10403SSRIB	CB,LL,RR,RW	247	99	22.3	53	1	232	266	244						

CONTINUED.

GRAIN TRIALS

Table 7 (continued). Southern Zone - Early Maturity Grain Trial. (page 2 of 2)

105 day Relative Maturity or earlier based on company rating (Arlington= ARL, Janesville= JAN, Montfort=MON)

Brand	Hybrid	Traits†	2016							2015					
			Average				Yield (bu/A)			Average		Yield (bu/A)			
			Yield (bu/A)	P.I. #	Moist %	Test Wt. %	Lodge %	ARL	JAN	MON	Yield (bu/A)	P.I. #	ARL	JAN	MON
Cornelius	C408DP	CB,RR	271	* 104	22.4	53	0	271	* 289	252					
NorthStar	NS102-168	CB,DT,RR	237	97	22.4	52	0	255	221	236					
InVision	FS 522X1RIB	CB,LL,RR,RW	242	98	22.4	54	1	261	232	234	229	100	250	245	190
Steyer Seeds	10503SIRIB	CB,LL,RR,RW	241	98	22.6	54	0	251	228	242	* 256	* 107	* 282	245	* 243
105-DAY HYBRID TRIAL AVERAGE##			22.6												
Titan Pro	TP67-02 SS	CB,LL,RR,RW	247	99	22.6	52	1	265	237	240					
Channel	205-19STXRIB	CB,LL,RR,RW	246	99	22.7	52	0	265	232	241	* 249	* 105	* 273	* 255	* 218
NuTech/G2 Genetics	5F-504	CB,LL,RR	* 281	* 106	22.7	54	1	* 289	* 275	* 280					
NuTech/G2 Genetics	5K-702	CB,LL,RR,RW	265	103	22.8	52	0	279	244	* 273					
LG Seeds	LG5507STXRIB	CB,LL,RR,RW	245	99	22.8	53	0	266	227	242					
Power Plus	2B77AMXT	CB,LL,RR,RW	* 279	* 105	22.9	54	0	288	267	* 283					
Renk	RK717SSTX	CB,LL,RR,RW	* 288	* 107	22.9	55	0	* 294	* 289	* 283					
Beck's	5515	CB,LL,RR,RW	269	103	23.2	54	1	284	263	260					
Dairyland	DS9403	CB,LL,RR,RW	240	97	23.3	50	1	249	235	237					
AgriGold	A6346STX	CB,LL,RR,RW	238	97	23.3	52	0	250	237	225					
LG Seeds	LG5520VT2	CB,RR	238	97	23.3	52	1	255	211	247					
Legend Seeds	LR9405GENSSRIB	CB,LL,RR,RW	241	97	23.4	54	1	238	219	266					
Tracy Seeds	T102-26(Vip3122RIB)	CB,LL,RR,RW	246	99	23.4	50	1	250	241	248					
AgriGold	A6351STXRIB	CB,LL,RR,RW	249	99	23.4	55	0	252	245	250					
LG Seeds	LG5520STX	CB,LL,RR,RW	238	97	23.4	53	0	250	228	236					
Munson	6434VT2P	CB,RR	261	102	23.5	53	0	272	257	254					
NorthStar	NS104-167	CB,LL,RR,RW	257	101	23.5	54	1	262	255	256					
Legacy Seeds	L5516	CB,RR	255	100	23.8	53	0	272	247	247					
Dairyland	DS9204	CB,LL,RR,RW	251	99	24.0	51	0	259	240	254					
MEAN			251	100	22.1	53	1	261	242	250	231	100	248	239	206
LSD(0.10)**			15	3	0.6	1	1	18	21	18	20	6	29	17	26

† Traits: CB=Corn Borer, DT=Drought Tolerant, LL=Liberty Link, RR=Roundup Ready, RW=Corn Rootworm, lfy=Leafy, ND=Nutri-Dense, wo=Water Optimize.

Average grain moisture of all hybrids in the trial as rated by the participating company maturity rating systems. Ratings are rounded to 5 day increments.

‡ All plots of this hybrid sustained herbicide damage in the Janesville trial. The hybrid was dropped from the multi-location average analysis.

* Hybrids that performed statistically similar to the highest hybrid in the trial.

Shaded results provide the best estimate of relative hybrid performance.

GRAIN TRIALS

Table 8. Southern Zone - Late Maturity Grain Trial. (page 1 of 2)

106 day Relative Maturity or later based on company rating (Arlington= ARL, Janesville= JAN, Montfort=MON)

Brand	Hybrid	Traits†	2016									2015					
			Average			Yield (bu/A)			Average			Yield (bu/A)					
			Yield (bu/A)	P.I. #	Moist %	Test Wt.	Lodge %	ARL	JAN	MON	Yield (bu/A)	P.I. #	ARL	JAN	MON		
NuTech/G2 Genetics	5H-806	CB,LL	271	* 103	22.7	54	1	279	257	* 278	263	* 106	* 284	259	* 245		
InVision	FS 57TX1RIB	CB,LL,RR,RW	234	96	23.1	54	0	234	230	237							
Cornelius	C495DP	CB,RR	260	101	23.2	53	1	248	* 267	* 264							
Tracy Seeds	T106-11GT	RR	269	102	23.2	54	2	* 296	247	* 263							
Dairyland	DS9106	CB,LL,RR,RW	265	102	23.3	52	0	277	254	* 264							
LG Seeds	LG5565STXRIB	CB,LL,RR,RW	263	101	23.4	54	0	274	257	257							
Wyffels	W4796RIB	CB,RR	253	100	23.5	52	0	251	258	250							
Wyffels	W4968RIB	CB,LL,RR,RW	254	100	23.7	54	0	266	254	241	231	95	251	243	199		
Great Lakes	5824STXRIB	CB,LL,RR,RW	260	101	23.8	55	1	263	264	254							
AgriGold	A6413STXRIB	CB,LL,RR,RW	255	100	23.8	55	1	277	236	253							
Cornelius	C602SS	CB,LL,RR,RW	252	99	23.8	52	0	257	255	243	254	* 102	262	268	231		
AgriGold	A6416STXRIB	CB,LL,RR,RW	261	101	24.1	52	0	280	264	240	254	101	* 279	255	227		
Brunner	4076GT-3111	CB,LL,RR,RW	240	97	24.1	52	1	259	227	234							
105-DAY HYBRID TRIAL AVERAGE##					24.1												
AgriGold	A6424GT3VIP	CB,LL,RR,RW	264	101	24.1	52	0	270	264	256							
Great Lakes	5755STXRIB	CB,LL,RR,RW	263	101	24.2	53	0	266	* 267	257	248	101	272	254	217		
Golden Harvest	G07F23-3111	CB,LL,RR,RW	269	102	24.2	52	0	286	263	257	238	98	252	257	204		
Tracy Seeds	T107-25(3000GT)	CB,LL,RR,RW	235	96	24.2	52	0	251	239	213	235	99	263	244	197		
Federal Hybrids	5550SSRIB	CB,LL,RR,RW	254	99	24.2	53	1	257	257	248							
Cornelius	C574DP	CB,RR	270	* 103	24.3	53	0	276	* 268	* 266							
NorthStar	NS106-526	CB,LL,RR,RW	243	97	24.3	53	1	253	222	255							
Renk	6-798VT2P	CB,RR	246	98	24.4	52	2	241	242	255							
Legacy Seeds	L6334	CB,LL,RR,RW	245	98	24.4	53	0	242	249	245							
Tracy Seeds	T108-26(Vip3111)	CB,LL,RR,RW	248	98	24.4	52	0	257	250	236	241	100	261	258	205		
InVision	FS 60QV1RIB	CB,RR	256	100	24.5	52	0	263	240	* 264							
NuTech/G2 Genetics	5F-906	CB,LL,RR	* 280	* 104	24.6	54	0	* 305	* 278	256							
Legend Seeds	LR9608GENSSRIB	CB,LL,RR,RW	253	99	24.6	54	2	255	246	258							
InVision	FS 58QX1RIB	CB,LL,RR,RW	252	99	24.6	53	2	251	257	250	235	96	263	261	182		
InVision	FS 60LX1RIB	CB,LL,RR,RW	250	98	24.6	53	1	264	248	238							
Munson	6978VT2P	CB,RR	266	101	24.7	53	1	277	260	261							
Renk	RK792SSTX	CB,LL,RR,RW	244	96	24.7	53	6	248	224	260							
Titan Pro	TP59-08 SS	CB,LL,RR,RW	258	100	24.7	54	3	273	251	251							
Cornelius	C634SS	CB,LL,RR,RW	250	98	24.8	53	0	272	244	233							
Legacy Seeds	L5914	CB,LL,RR,RW	256	99	24.8	53	1	263	239	* 266	254	* 103	* 283	254	226		
Dekalb	DKC58-06RIB	CB,LL,RR,RW	* 277	* 104	24.9	54	0	* 290	* 272	* 271							
Channel	207-27STXRIB	CB,LL,RR,RW	268	102	24.9	54	0	277	261	* 266	262	* 104	* 286	260	239		
Cornelius	C621SS	CB,LL,RR,RW	275	* 103	24.9	52	0	* 298	259	* 267	263	* 103	278	268	* 243		
Renk	RK810SSTX	CB,LL,RR,RW	262	101	24.9	53	0	279	259	248	267	* 104	* 302	269	230		
Munson	6699SS	CB,LL,RR,RW	254	99	25.0	54	2	258	256	249							
Dekalb	DKC60-67RIB	CB,LL,RR,RW	262	100	25.0	55	0	280	250	254	262	* 102	276	260	* 250		

CONTINUED.

GRAIN TRIALS

Table 8 (continued). Southern Zone - Late Maturity Grain Trial. (page 2 of 2)

106 day Relative Maturity or later based on company rating (Arlington= ARL, Janesville= JAN, Montfort=MON)

Brand	Hybrid	Traits†	2016									2015						
			Average			Moist %	Test Wt.	Lodge %	Yield (bu/A)			Average		Yield (bu/A)				
			Yield (bu/A)	P.I. #					ARL	JAN	MON	Yield (bu/A)	P.I. #	ARL	JAN	MON		
DuPont Pioneer	P0825AMXT	CB,LL,RR,RW	275	* 103	25.1	52	1	* 304	246	* 276								
Golden Harvest	G07B39-3122	CB,LL,RR,RW-wo	257	99	25.1	53	0	* 294	236	239								
AgriGold	A6462STXRIB	CB,LL,RR,RW	268	102	25.1	53	1	* 297	252	255	252	100	* 291	* 275	189			
Beck's	5828AMX	CB,LL,RR,RW-wo	272	102	25.2	52	0	284	* 276	255								
110-DAY HYBRID TRIAL AVERAGE##					25.2													
InVision	FS 61SX1RIB	CB,LL,RR,RW	265	101	25.2	54	0	269	256	* 271	255	101	* 295	267	203			
Beck's	6076SX	CB,LL,RR,RW	271	102	25.3	53	1	* 288	263	* 264								
NuTech/G2 Genetics	5F-308	CB,LL,RR	* 292	* 106	25.3	54	0	* 309	* 286	* 280								
Mycogen	2A627	CB,LL,RR,RW	244	97	25.3	51	0	269	224	239								
Power Plus	4J95AMX	CB,LL,RR,RW-wo	273	* 103	25.3	53	0	284	264	* 272	253	* 103	274	264	220			
LG Seeds	LG5548STXRIB	CB,LL,RR,RW	* 278	* 104	25.3	54	0	* 299	* 271	* 265	* 280	* 107	* 305	* 281	* 253			
Renk	RK815SSTX	CB,LL,RR,RW	265	101	25.4	53	1	286	265	246								
Longping	LP15M-EX2253	None	227	94	25.4	55	1	241	196	244								
Munson	7084SS	CB,LL,RR,RW	264	101	25.4	52	0	284	252	257								
NuTech/G2 Genetics	5F-709	CB,LL,RR-wo	268	102	25.4	53	0	286	261	258	263	* 104	* 299	258	231			
AgriGold	A6441STXRIB	CB,LL,RR,RW	267	101	25.5	53	0	271	* 269	261								
Dairyland	DS9911	CB,LL,RR,RW	239	96	25.5	52	0	236	239	241								
Great Lakes	5944STXRIB	CB,LL,RR,RW	230	94	25.5	52	1	231	233	228								
Beck's	6165AMX	CB,LL,RR,RW	269	101	25.5	55	2	* 290	249	* 267								
NuTech/G2 Genetics	5F-510	CB,LL,RR	* 280	* 104	25.6	54	1	* 299	261	* 281	258	99	266	* 271	237			
Renk	RK776SSTX(RIB)	CB,LL,RR,RW	250	98	25.7	54	0	270	237	244	235	96	243	255	208			
Wyffels	W6198	CB,LL,RR,RW	264	101	25.8	53	0	264	* 270	258								
Longping	LP15M-EX2216	None	244	96	26.2	51	2	267	229	237								
Dairyland	DS9508RA	CB,LL,RR,RW	255	99	26.2	52	0	271	248	246	261	* 104	277	267	239			
Legend Seeds	LR9611GENSSRIB	CB,LL,RR,RW	261	100	26.3	53	1	256	* 273	254								
Longping	LP15M-EX2248	None	228	93	26.4	54	2	242	206	235								
AgriGold	A6499STXRIB	CB,LL,RR,RW	275	102	26.5	54	0	* 300	* 274	250								
Wyffels	W6946DGRIB	DT	267	100	27.2	53	0	275	* 274	252								
LG Seeds	LG5618STXRIB	CB,LL,RR,RW	261	99	27.3	55	1	255	* 270	257	* 273	* 103	* 294	* 282	* 244			
DuPont Pioneer	P1197AMXT	CB,LL,RR,RW	272	101	27.6	54	0	280	* 267	* 271	253	96	237	* 272	* 249			
MEAN			259	100	24.9	53	1	271	253	254	247	100	267	256	219			
LSD(0.10)**			16	3	0.9	1	2	21	20	18	18	6	26	18	34			

† Traits: CB=Corn Borer, DT=Drought Tolerant, LL=Liberty Link, RR=Roundup Ready, RW=Corn Rootworm, lfy=Leafy, ND=Nutri-Dense, wo=Water Optimize.

Average grain moisture of all hybrids in the trial as rated by the participating company maturity rating systems. Ratings are rounded to 5 day increments.

* Hybrids that performed statistically similar to the highest hybrid in the trial.

Shaded results provide the best estimate of relative hybrid performance.

GRAIN TRIALS

Table 9. South Central Zone - Early Maturity Grain Trial. (page 1 of 2)

100 day Relative Maturity or earlier based on company rating (Fond du Lac= FON, Galesville= GAL, Hancock= HAN)

Brand	Hybrid	Traits†	2016									2015								
			Average					Yield (bu/A)				Average		Yield (bu/A)						
			Yield (bu/A)	P.I. #	Moist %	Test Wt. %	Lodge %	FON	GAL	HAN	Yield (bu/A)	P.I. #	FON	GAL	HAN					
Beck's	4606V2P	CB,RR	217	99	19.5	55	0	216	214	222										
AgriGold	A6179STXRIB	CB,LL,RR,RW	219	99	19.5	54	1	223	199	235	214	100	238	208	196					
Steyer Seeds	9301SSRIB	CB,LL,RR,RW	204	96	20.1	56	0	195	210	208										
Steyer Seeds	9401SSRIB	CB,LL,RR,RW	209	97	20.2	53	0	213	200	215	218	101	234	222	199					
Munson	5639VT2P	CB,RR	212	97	20.2	53	0	209	203	223										
Golden Harvest	G94B95-3110	CB,LL,RR	230	101	20.2	57	1	202	* 266	222	204	98	222	204	185					
Tracy Seeds	T091-25(3000GT)	CB,LL,RR,RW	189	92	20.2	53	2	189	185	192	217	101	230	223	196					
AgriGold	A6199STXRIB	CB,LL,RR,RW	208	96	20.4	53	1	218	213	194	222	102	242	217	207					
Munson	5896VT2P	CB,RR	238	103	20.6	56	0	221	245	248										
Munson	5581VT3PRIB	CB,RR,RW	218	98	20.6	55	1	220	202	232	202	97	223	184	200					
Foundation Direct	8762	None	220	98	20.6	55	4	206	217	238										
LG Seeds	LG5467VT2P	CB,RR	221	99	20.6	54	2	* 235	205	222										
Beck's	4617SX	CB,LL,RR,RW	233	102	20.7	54	0	228	229	242										
Dekalb	DKC46-79RIB	CB,LL,RR,RW	235	102	20.7	54	0	227	241	236										
LG Seeds	LG5474STXRIB	CB,LL,RR,RW	218	98	20.7	53	1	226	208	220										
Legacy Seeds	L3715	CB,LL,RR,RW	218	98	20.8	54	1	219	212	223										
InVision	FS 46TX1RIB	CB,LL,RR,RW	221	99	20.8	55	1	228	218	218	222	101	231	* 241	193					
95-DAY HYBRID TRIAL AVERAGE##						20.9														
Great Lakes	4548STXRIB	CB,LL,RR,RW	235	102	20.9	55	0	230	247	228	216	100	232	223	194					
Dairyland	DS9198RA	CB,LL,RR,RW	205	95	21.0	52	0	206	205	203										
Dekalb	DKC49-72RIB	CB,LL,RR,RW	231	101	21.1	53	0	229	238	227	229	* 103	246	* 236	206					
AgriGold	A6237STX	CB,LL,RR,RW	215	98	21.1	52	0	228	217	200										
Great Lakes	5029VT2RIB	CB,RR	222	99	21.2	54	0	209	236	220										
DuPont Pioneer	P9840AM	CB,LL,RR	233	101	21.2	53	1	219	250	230										
InVision	FS 50VX1RIB	CB,LL,RR,RW	221	99	21.3	53	1	228	222	213										
LG Seeds	LG5470STXRIB	CB,LL,RR,RW	236	102	21.3	53	0	* 236	232	240	* 239	* 105	244	* 238	* 235					
NorthStar	NS96-103	CB,LL,RR,RW	223	99	21.3	52	0	214	234	221										
LG Seeds	LG5501VT2PRIB	CB,RR	229	101	21.3	54	0	220	240	227										
NuTech/G2 Genetics	5F-196	CB,LL,RR	* 261	* 107	21.4	53	0	* 245	* 275	* 262	206	97	220	215	184					
ProHarvest	4777STAXRIB	CB,LL,RR,RW	228	100	21.4	53	0	223	235	226										
Golden Harvest	G95D32-3110	CB,LL,RR	240	103	21.4	56	0	225	253	242	231	* 103	246	* 253	193					
Great Lakes	4879STXRIB	CB,LL,RR,RW	221	99	21.4	53	1	231	219	212	225	101	240	235	200					
AgriGold	A6257STXRIB	CB,LL,RR,RW	225	100	21.4	54	0	226	222	226										
Dekalb	DKC46-36RIB	CB,LL,RR,RW	* 252	* 106	21.5	53	0	* 238	* 258	* 260	231	* 103	245	* 244	203					
Wyffels	W2198	CB,LL,RR,RW	239	103	21.5	54	0	* 242	248	227										

CONTINUED.

GRAIN TRIALS

Table 9 (continued). South Central Zone - Early Maturity Grain Trial. (page 2 of 2)

100 day Relative Maturity or earlier based on company rating (Fond du Lac= FON, Galesville= GAL, Hancock= HAN)

Brand	Hybrid	Traits†	2016									2015				
			Average						Yield (bu/A)			Average				
			Yield (bu/A)	P.I. #	Moist %	Test Wt. %	Lodge %	FON	GAL	HAN	Yield (bu/A)	P.I. #	FON	GAL	HAN	
Titan Pro	TP54-98 2P	CB,RR	217	98	21.5	53	0	219	208	222						
PIP	4400	RR	232	101	21.6	54	1	212	237	248	229	* 103	239	* 244	204	
Beck's	4721AM	CB,LL,RR	* 251	* 105	21.6	52	1	* 241	245	* 267						
Renk	RK608DGVT2P	CB,DT,RR	238	102	21.6	52	0	* 249	219	245						
100-DAY HYBRID TRIAL AVERAGE##			21.7													
PIP	4597GTCBLL	CB,LL,RR	215	97	21.8	55	1	210	215	221						
Tracy Seeds	T098-26(Vip3110)	CB,LL,RR	216	97	21.9	54	2	199	220	229						
Munson	6048SSRIB	CB,LL,RR,RW	215	97	21.9	54	1	209	223	211						
Renk	RK596SSTX(RIB)	CB,LL,RR,RW	212	97	21.9	54	0	200	227	210	210	99	228	218	185	
Legend Seeds	LR9600VT2PRIB	CB,RR	239	102	22.0	54	0	* 240	233	244						
ProHarvest	4825STAXRIB	CB,LL,RR,RW	230	100	22.0	55	0	228	235	226						
Beck's	4919SX	CB,LL,RR,RW	* 247	* 104	22.1	54	0	* 242	251	247						
Golden Harvest	G96V99-3010	CB,LL,RR	227	99	22.1	54	1	211	238	231						
Dairyland	DS9599	CB,LL,RR,RW	228	100	22.2	53	1	217	232	233	224	101	234	230	207	
Renk	RK612SSTX	CB,LL,RR,RW	242	103	22.2	53	0	* 240	241	247	226	101	225	* 241	212	
NorthStar	NS100-464	CB,LL,RR,RW	231	101	22.2	53	0	* 233	221	240						
NuTech/G2 Genetics	X5Z-9902	CB,LL,RR	210	96	22.2	53	0	201	217	213						
Renk	RK595SSTX	CB,LL,RR,RW	* 258	* 106	22.3	54	0	* 246	* 263	* 264						
NK Brand	N36G-3010	CB,LL,RR	230	100	22.6	54	2	228	238	224						
NorthStar	NS100-531	CB,LL,RR,RW	241	103	22.7	53	0	* 244	240	241						
LG Seeds	LG5499STXRIB	CB,LL,RR,RW	* 247	* 104	23.0	53	0	231	* 258	* 252	* 246	* 106	* 260	* 247	* 230	
MEAN			227	100	21.3	54	1	223	229	229	216	100	231	221	197	
LSD(0.10)**			15	3	0.8	1	1	17	17	15	13	3	13	20	20	

† Traits: CB=Corn Borer, DT=Drought Tolerant, LL=Liberty Link, RR=Roundup Ready, RW=Corn Rootworm, lfy=Leafy, ND=Nutri-Dense, wo=Water Optimize.

Average grain moisture of all hybrids in the trial as rated by the participating company maturity rating systems. Ratings are rounded to 5 day increments.

* Hybrids that performed statistically similar to the highest hybrid in the trial.

Shaded results provide the best estimate of relative hybrid performance.

GRAIN TRIALS

Table 10. South Central Zone - Late Maturity Grain Trial. (page 1 of 2)

101 day Relative Maturity or later based on company rating (Fond du Lac= FON, Galesville= GAL, Hancock= HAN)

Brand	Hybrid	Traitst	2016									2015					
			Average					Yield (bu/A)				Average		Yield (bu/A)			
			Yield (bu/A)	P.I. #	Moist %	Test Wt.	Lodge %	FON	GAL	HAN	Yield (bu/A)	P.I. #	FON	GAL	HAN		
ProHarvest	6101STAXRIB	CB,LL,RR,RW	220	98	22.0	53	1	210	231	218	222	100	234	233	200		
Cornelius	C324DP	CB,RR	233	101	22.1	55	1	232	230	237							
Munson	6143-GTA	RR-wo	239	102	22.1	54	1	229	241	246	228	102	233	253	197		
AgriGold	A6283VT2RIB	CB,RR	212	96	22.2	54	0	217	208	211							
Tracy Seeds	T102-14(Vip3011A)	CB,LL,RR-wo	232	100	22.5	55	1	229	224	242	213	98	222	220	195		
Titan Pro	TP58-01 2P	CB,RR	220	98	22.6	55	1	223	212	225							
NK Brand	N50D-3010	CB,LL,RR	225	98	22.7	56	3	205	249	222							
Golden Harvest	G01P52-3122	CB,LL,RR,RW-wo	234	101	22.8	54	0	223	236	242							
Channel	201-28VT2PRIB	CB,RR	225	99	23.0	53	0	233	224	218							
Steyer Seeds	STAX61031TM	CB,DT,RR	235	101	23.0	54	1	233	239	233							
Wyffels	W1968	CB,LL,RR,RW	236	101	23.0	54	0	231	247	230							
AgriGold	A6300STXRIB	CB,LL,RR,RW	216	97	23.0	54	1	234	216	199	217	99	239	215	197		
Channel	202-52STXRIB	CB,LL,RR,RW	221	98	23.0	53	0	222	225	215	206	97	227	206	185		
Dairyland	DS9802	CB,LL,RR,RW	231	100	23.0	52	0	230	248	215							
Golden Harvest	G03A50-3010	CB,LL,RR	226	98	23.1	55	3	210	247	221							
Renk	RK629VT3P(RIB)	CB,RR,RW	226	98	23.2	55	2	211	232	234	224	100	236	227	209		
InVision	FS 53UX1RIB	CB,LL,RR,RW	252	* 104	23.2	55	1	* 256	257	242							
Legend Seeds	LR9701GENSSRIB	CB,LL,RR,RW	236	101	23.3	53	0	233	234	241							
NorthStar	NS102-168	CB,DT,RR	233	100	23.3	54	1	238	224	237							
InVision	FS 52ZX1RIB	CB,LL,RR,RW	218	97	23.4	55	1	214	214	227	217	98	232	195	223		
Renk	RK680SSTX	CB,LL,RR,RW	228	99	23.4	53	0	237	214	232	229	101	239	226	221		
Cornelius	C338DGDP	CB,DT,RR	241	102	23.4	53	1	223	238	261							
Cornelius	C380DP	CB,RR	221	97	23.4	55	1	215	235	213							
100-DAY HYBRID TRIAL AVERAGE##					23.5												
Legacy Seeds	L4315	CB,LL,RR,RW	227	99	23.5	53	0	226	210	246							
Renk	RK675DGV2P	CB,DT,RR	228	99	23.6	54	1	236	220	227							
AgriGold	A6267STXRIB	CB,LL,RR,RW	238	101	23.6	53	1	238	238	237	226	101	239	217	222		
Steyer Seeds	10303SSRIB	CB,LL,RR,RW	207	94	23.7	53	1	208	200	212							
ProHarvest	6338STAXRIB	CB,LL,RR,RW	237	101	23.8	53	0	235	253	223							
Cornelius	C408DP	CB,RR	244	102	23.9	53	0	231	257	245							
Legacy Seeds	L4445	CB,DT,RR	241	101	23.9	54	0	* 250	241	232							
Dairyland	DS9701RA	CB,LL,RR,RW	211	95	23.9	54	1	202	220	212							
Great Lakes	5283STXRIB	CB,LL,RR,RW	230	99	23.9	53	0	243	225	223	233	102	242	234	222		
Beck's	5337SX	CB,LL,RR,RW	230	99	23.9	54	0	227	225	239							
Dekalb	DKC53-68RIB	CB,LL,RR,RW	237	101	24.0	53	0	238	235	238							
Mycogen	MY01C77RA	CB,LL,RR,RW	197	92	24.0	52	1	199	214	180							
Munson	6434VT2P	CB,RR	242	102	24.0	53	0	234	251	241							
ProHarvest	6333STAXRIB	CB,LL,RR,RW	227	99	24.1	53	0	236	221	226	233	102	* 249	226	223		
Renk	RK717SSTX	CB,LL,RR,RW	252	* 104	24.1	56	1	233	269	254							
Dekalb	DKC54-38RIB	CB,LL,RR,RW	246	102	24.1	53	1	* 250	252	237	226	100	233	235	210		

CONTINUED.

GRAIN TRIALS

Table 10 (continued). South Central Zone - Late Maturity Grain Trial. (page 2 of 2)

101 day Relative Maturity or later based on company rating (Fond du Lac= FON, Galesville= GAL, Hancock= HAN)

Brand	Hybrid	Traits†	2016									2015						
			Average						Yield (bu/A)			Average			Yield (bu/A)			
			Yield (bu/A)	P.I. #	Moist %	Test Wt. %	Lodge %	FON	GAL	HAN	Yield (bu/A)	P.I. #	FON	GAL	HAN			
AgriGold	A6355STXRIB	CB,LL,RR,RW	239	101	24.1	53	0	* 248	222	246								
Great Lakes	5470STXRIB	CB,LL,RR,RW	234	100	24.2	55	0	* 247	234	221	233	102	246	237	215			
Titan Pro	TP67-02 SS	CB,LL,RR,RW	232	99	24.2	52	3	238	235	225								
NuTech/G2 Genetics	5H-502(AM)	CB,LL,RR	230	99	24.2	54	0	227	224	238	240	* 104	235	255	230			
NuTech/G2 Genetics	5Z-503	CB,LL,RR	* 262	* 106	24.3	54	0	* 257	266	263								
Legacy Seeds	L5516	CB,RR	243	102	24.3	53	1	238	254	238								
Wyffels	W4796RIB	CB,RR	248	103	24.3	53	0	* 248	244	251								
Steyer Seeds	10503SIRIB	CB,LL,RR,RW	231	99	24.4	55	0	223	232	237								
NuTech/G2 Genetics	5F-504	CB,LL,RR	* 261	* 105	24.4	53	1	242	258	* 283								
DuPont Pioneer	P0157AMX	CB,LL,RR,RW-wo	243	102	24.5	54	0	240	241	248	236	103	243	235	* 231			
InVision	FS 54Z1RIB	CB,LL,RR,RW	232	99	24.5	54	1	231	238	228	220	99	235	216	208			
Longping	LP15M-EX2159	None	199	92	24.6	54	4	198	185	215								
Steyer Seeds	10403SSRIB	CB,LL,RR,RW	237	100	24.6	53	2	227	245	238								
105-DAY HYBRID TRIAL AVERAGE##			24.7															
NuTech/G2 Genetics	5K-702	CB,LL,RR,RW	253	* 104	24.7	53	1	243	261	256								
DuPont Pioneer	P0506AM	CB,LL,RR-wo	251	103	24.8	54	1	241	239	* 272	* 250	* 105	* 254	* 263	* 233			
NuTech/G2 Genetics	5Z-601	CB,LL,RR-wo	* 261	* 105	24.8	54	1	* 248	* 277	259								
Dairyland	DS9403	CB,LL,RR,RW	237	100	24.9	51	2	217	261	234								
Legend Seeds	LR9405GENSSRIB	CB,LL,RR,RW	210	94	24.9	54	0	206	219	204								
Channel	203-01STXRIB	CB,LL,RR,RW	* 260	* 105	25.0	52	1	* 256	* 271	254								
Brunner	4044	None	253	103	25.1	53	2	239	255	* 266								
NuTech/G2 Genetics	5H-806	CB,LL	256	* 104	25.2	55	0	* 252	249	* 269	* 263	* 108	* 263	* 274	* 252			
Tracy Seeds	T104-13(3000GT)	CB,LL,RR,RW	231	99	25.2	53	0	227	228	238								
Dairyland	DS9204	CB,LL,RR,RW	225	97	25.2	52	1	231	215	229								
Dekalb	DKC52-68RIB	CB,RR	255	* 104	25.4	53	1	* 245	262	257								
Dairyland	DS9106	CB,LL,RR,RW	257	* 104	25.4	54	0	234	258	* 280								
Tracy Seeds	T102-26(Vip3122RIB)	CB,LL,RR,RW	222	96	25.4	50	2	221	209	235								
Beck's	5515	CB,LL,RR,RW	* 258	* 104	25.9	54	0	* 250	* 270	255								
Great Lakes	5556VT2RIB	CB,RR	238	100	26.1	52	1	233	225	255								
Cornelius	C594VT3P	CB,RR,RW	249	102	26.2	54	1	235	259	253								
NuTech/G2 Genetics	5F-906	CB,LL,RR	* 274	* 107	26.2	54	0	* 262	* 290	* 271								
AgriGold	A6346STX	CB,LL,RR,RW	234	99	26.4	52	0	233	234	235								
Cornelius	C457SS	CB,LL,RR,RW	247	101	26.9	54	1	243	242	257	* 254	* 105	* 261	261	* 240			
Beck's	5665AMX	CB,LL,RR,RW	* 261	* 104	26.9	54	0	* 264	255	264								
Munson	6699SS	CB,LL,RR,RW	* 258	* 104	27.0	54	1	* 250	266	259								
Longping	LP15M-EX2241	None	200	90	29.2	52	2	200	183	216								
Steyer Seeds	EXPJ1005W	None	202	87	36.1	57	4	196	175	235								
MEAN			235	100	24.4	54	1	232	236	238	225	100	236	230	208			
LSD(0.10)**			16	3	1.1	1	1	20	20	18	18	4	18	21	21			

† Traits: CB=Corn Borer, DT=Drought Tolerant, LL=Liberty Link, RR=Roundup Ready, RW=Corn Rootworm, lfy=Leafy, ND=Nutri-Dense, wo=Water Optimize.

Average grain moisture of all hybrids in the trial as rated by the participating company maturity rating systems. Ratings are rounded to 5 day increments.

* Hybrids that performed statistically similar to the highest hybrid in the trial.

Shaded results provide the best estimate of relative hybrid performance.

GRAIN TRIALS

Table 11. North Central Zone - Early Maturity Grain Trial. (page 1 of 2)

92 day Relative Maturity or earlier based on company rating (Chippewa Falls= CHP, Marshfield= MAR, Seymour= SEY, Valders= VAL)

Brand	Hybrid	Traits†	2016											2015						
			Average					Yield (bu/A)						Average		Yield (bu/A)				
			Yield (bu/A)	P.I. #	Moist %	Test Wt.	Lodge %	CHP	MAR	SEY	VAL	Yield (bu/A)	P.I. #	CHP	MAR	SEY	VAL			
Dairyland	DS1091	None	‡	‡	‡	‡	‡	* 249	* 227	‡	* 250									
Foundation Direct	8801	None	‡	‡	‡	‡	‡	191	194	‡	206	201	100	* 201	152	221	* 228			
Foundation Direct	8830	None	‡	‡	‡	‡	‡	197	* 230	‡	219	200	100	189	177	211	221			
Foundation Direct	8907	None	‡	‡	‡	‡	‡	176	179	‡	156									
Munson	5050	None	‡	‡	‡	‡	‡	226	* 225	‡	* 247									
InVision	FS 33TV1RIB	CB,RR	171	92	18.3	48	1	158	176	182	169									
Dahlman	R43-26VT2PRIB	CB,RR	188	96	18.4	55	2	170	194	192	196									
Dekalb	DKC36-30RIB	CB,RR	198	99	18.8	53	1	179	208	190	216									
Munson	4808VT2P	CB,RR	200	99	19.0	53	2	182	189	* 205	226									
LG Seeds	LG5375VT2RIB	CB,RR	195	98	19.1	54	1	160	205	* 203	213									
Dahlman	R44-26VT2PRIB	CB,RR	209	101	19.1	54	1	187	210	* 210	230	* 214	* 103	* 208	* 200	* 228	222			
Dahlman	R44-25VT2PRIB	CB,RR	202	99	19.1	53	1	175	209	* 209	217									
InVision	FS 36TV4RIB	CB,RR,RW	181	94	19.2	54	1	152	197	178	197									
Foundation Direct	8988	RR	194	97	19.2	52	3	206	198	171	200									
Dairyland	DS9787SSX	CB,LL,RR,RW	198	98	19.2	53	1	191	196	192	213									
Titan Pro	TP65-90 2P	CB,RR	210	101	19.2	54	1	184	207	* 209	* 238									
85-DAY HYBRID TRIAL AVERAGE##					19.3															
Munson	5011RR	RR	195	97	19.4	54	2	146	191	198	* 244									
Tracy Seeds	T086-26(Vip3011A)	CB,LL,RR,RW-wo	209	101	19.5	56	1	209	* 222	184	219	198	* 101	189	169	221	214			
Golden Harvest	G88R13-3010	CB,LL,RR	203	99	19.5	55	2	189	210	199	215									
ProHarvest	4255	RR	* 224	* 104	19.5	55	1	212	* 236	* 209	* 238									
Legend Seeds	LR97A89-3011A	CB,LL,RR,RW	212	101	19.6	55	2	219	* 226	188	215									
Golden Harvest	G84J92-3011A	CB,LL,RR,RW-wo	211	101	19.6	56	1	222	* 221	182	217	197	100	* 205	156	210	216			
Dekalb	DKC40-77RIB	CB,LL,RR,RW	212	102	19.6	54	0	200	* 222	201	226									
Brunner	3915GT-3110	CB,LL,RR	193	97	19.6	49	2	205	174	186	206									
Steyer Seeds	8601VT2PRO	CB,RR	202	99	19.6	53	0	192	202	197	217									
Steyer Seeds	8602GT3000	CB,LL,RR,RW	199	98	19.6	53	1	196	211	171	217									
Mycogen	MY87B11	RR	206	100	19.7	55	1	194	* 238	182	208									
Dairyland	DS9686	CB,LL,RR,RW	205	100	19.7	56	1	222	220	178	200									
Legacy Seeds	L2924	CB,RR	207	100	19.8	53	1	145	216	* 214	* 252	* 213	* 103	199	* 192	* 227	* 233			
Brunner	2865GTA	RR-wo	204	99	19.8	57	4	209	217	175	214									
Munson	5016VT2P	CB,RR	* 227	* 105	19.9	54	0	211	* 233	* 225	* 238	* 205	* 101	* 209	168	223	222			
Dekalb	DKC39-27RIB	CB,LL,RR,RW	210	101	20.0	53	1	215	205	* 210	210	197	99	181	169	215	* 224			
Golden Harvest	G85Z56-3110A	CB,LL,RR-wo	202	99	20.0	56	2	213	209	181	205									
Great Lakes	3847VT2RIB	CB,RR	195	97	20.1	54	0	157	202	194	227	203	* 101	192	174	* 240	204			

CONTINUED.

GRAIN TRIALS

Table 11 (continued). North Central Zone - Early Maturity Grain Trial. (page 2 of 2)

92 day Relative Maturity or earlier based on company rating (Chippewa Falls= CHP, Marshfield= MAR, Seymour= SEY, Valders= VAL)

Brand	Hybrid	Traits†	2016								2015						
			Average			Yield (bu/A)				Average		Yield (bu/A)					
			Yield (bu/A)	P.I. #	Moist %	Test Wt. %	Lodge %	CHP	MAR	SEY	VAL	Yield (bu/A)	P.I. #	CHP	MAR	SEY	VAL
Legend Seeds	LR9691VT2PRIB	CB,RR	* 221	* 104	20.1	54	0	224	* 231	194	* 236						
InVision	FS 38TV1RIB	CB,RR	193	97	20.1	54	0	176	194	196	206	199	99	191	172	217	216
Federal Hybrids	4160VT2PRIB	CB,RR	* 232	* 106	20.1	53	1	* 239	* 231	* 214	* 245						
LG Seeds	LG5410VT2RIB	CB,RR	* 230	* 106	20.1	53	1	230	* 231	* 225	* 233						
Legend Seeds	LR9492VT2PRIB	CB,RR	219	* 103	20.2	55	1	210	* 224	* 210	232						
Golden Harvest	G90Y04-3110A	CB,LL,RR-wo	* 237	* 107	20.2	56	2	* 252	* 234	* 209	* 251	* 215	* 104	* 215	* 182	* 230	* 231
LG Seeds	LG5408VT2PRIB	CB,RR	202	99	20.2	54	0	177	201	* 213	215	* 212	* 103	* 202	178	* 242	* 227
Renk	RK408VT2P	CB,RR	* 220	* 103	20.2	54	0	225	* 224	* 208	224						
90-DAY HYBRID TRIAL AVERAGE##					20.2												
Tracy Seeds	T091-25(3000GT)	CB,LL,RR,RW	197	98	20.3	53	1	182	196	197	215						
Steyer Seeds	9204VT2PRO	CB,RR	208	100	20.3	53	2	169	219	201	* 244						
Renk	RK433VT2P	CB,RR	* 221	* 104	20.3	54	1	213	* 228	* 210	* 235						
Great Lakes	4250STXRIB	CB,LL,RR,RW	214	102	20.4	52	0	187	214	* 219	* 235						
Legacy Seeds	L3115	CB,RR	* 220	* 103	20.4	53	0	219	210	* 208	* 242						
Dahlman	R45-28VT2PRIB	CB,RR	217	102	20.4	54	1	220	216	* 210	222	* 210	* 102	* 205	* 182	225	* 226
Federal Hybrids	4060VT2PRIB	CB,RR	205	99	20.4	53	1	164	204	* 214	* 240						
Jung	4D331RIB	CB,RR	214	102	20.5	55	0	195	208	* 213	* 240						
Federal Hybrids	4240VT2PRIB	CB,RR	212	101	20.5	54	0	208	220	199	221						
Dahlman	R46-27VT2PRIB	CB,RR	207	100	20.6	54	1	197	204	* 207	221						
PIP	3489	CB,LL,RR	181	94	20.6	54	1	180	178	182	183						
InVision	FS 42TV1RIB	CB,RR	190	96	20.6	53	1	146	201	201	213						
NuTech/G2 Genetics	5F-091	CB,LL,RR	199	98	20.7	53	3	173	213	186	225						
Steyer Seeds	9203VT2PRO	CB,RR	217	102	20.7	55	0	221	211	* 214	222						
ProHarvest	4255STAXRIB	CB,LL,RR,RW	218	* 103	20.7	55	0	194	* 224	* 215	* 241						
Golden Harvest	G90E41-3110A	CB,LL,RR-wo	203	98	20.7	57	3	192	212	180	227						
Great Lakes	4037STXRIB	CB,LL,RR,RW	210	101	20.8	54	0	205	208	* 212	214						
MEAN			206	100	19.9	54	1	196	211	199	221	199	100	194	171	217	214
LSD(0.10)**			17	4	0.7	2	2	21	17	23	19	11	3	15	19	19	17

† Traits: CB=Corn Borer, DT=Drought Tolerant, LL=Liberty Link, RR=Roundup Ready, RW=Corn Rootworm, lfy=Leafy, ND=Nutri-Dense, wo=Water Optimize.

Average grain moisture of all hybrids in the trial as rated by the participating company maturity rating systems. Ratings are rounded to 5 day increments.

‡ All plots of this hybrid sustained herbicide damage in the Seymour trial. The hybrid was dropped from the multi-location average analysis.

* Hybrids that performed statistically similar to the highest hybrid in the trial.

Shaded results provide the best estimate of relative hybrid performance.

GRAIN TRIALS

Table 12. North Central Zone - Late Maturity Grain Trial. (page 1 of 2)

93 day Relative Maturity or later based on company rating (Chippewa Falls= CHP, Marshfield= MAR, Seymour= SEY, Valders= VAL)

Brand	Hybrid	Traits†	2016										2015					
			Average				Yield (bu/A)						Average		Yield (bu/A)			
			Yield (bu/A)	P.I. #	Moist %	Test Wt. %	Lodge %	CHP	MAR	SEY	VAL	Yield (bu/A)	P.I. #	CHP	MAR	SEY	VAL	
Foundation Direct	8700	None	‡	‡	‡	‡	‡	‡	‡	‡	214	217	‡	226				
Foundation Direct	8762	None	‡	‡	‡	‡	‡	‡	‡	‡	226	* 238	‡	* 242				
Longping	LP15M-EX2243	None	‡	‡	‡	‡	‡	‡	‡	‡	179	193	‡	197				
Steyer Seeds	9302	None	‡	‡	‡	‡	‡	‡	‡	‡	182	180	‡	197				
Jung	43DP417RIB	CB,RR	204	98	20.0	53	0	‡	‡	‡	178	216	203	219				
Federal Hybrids	4560VT2PRIB	CB,RR	* 227	* 104	20.0	54	1	* 258	214	211	222							
InVision	FS 44TV1RIB	CB,RR	197	97	20.1	54	0	197	190	194	207							
Titan Pro	TP61-94-3110A	CB,LL,RR-wo	* 228	* 104	20.3	56	1	232	226	* 221	232							
LG Seeds	LG5415STXRIB	CB,LL,RR,RW	199	97	20.4	52	2	185	189	206	217	206	* 101	196	191	205	* 232	
Dairyland	DS7294	CB,LL,RR	219	101	20.4	56	1	220	232	198	226							
Federal Hybrids	4470VT2P	CB,RR	205	98	20.4	53	1	197	219	202	202							
Munson	5639VT2P	CB,RR	197	97	20.4	53	0	184	193	194	217							
NuTech/G2 Genetics	X5Z-9501	CB,LL,RR	204	98	20.5	54	3	172	225	197	222							
PIP	4693	CB,LL,RR	* 226	* 103	20.5	56	1	224	* 237	208	236	207	* 102	208	197	206	219	
Legacy Seeds	L3335	CB,LL,RR-wo	218	101	20.6	56	1	209	* 234	195	235							
Munson	5359-3110A	CB,LL,RR-wo	218	101	20.6	55	1	230	217	202	225	201	100	203	191	192	219	
Channel	193-53STXRIB	CB,LL,RR,RW	215	101	20.7	53	0	201	217	* 217	226							
Legend Seeds	LR9794GENSSRIB	CB,LL,RR,RW	213	100	20.7	52	0	193	215	* 225	219							
Tracy Seeds	T095-25(3000GT)	CB,LL,RR,RW	202	97	20.7	54	1	199	215	180	214							
O'Brien Hybrids	OBX095GT	RR	178	90	20.7	55	11	162	192	164	192							
Munson	5581VT3PRIB	CB,RR,RW	219	101	20.8	54	0	211	223	* 216	224	* 209	* 101	202	198	* 217	219	
Tracy Seeds	T093-26(Vip3110A)	CB,LL,RR-wo	209	99	20.9	55	0	207	215	203	211							
Great Lakes	4452VT2RIB	CB,RR	221	* 102	20.9	53	0	205	222	* 220	236							
Munson	5896VT2P	CB,RR	218	101	20.9	55	0	211	227	210	225							
Legend Seeds	LR9697GENSSRIB	CB,LL,RR,RW	212	100	21.0	52	0	224	203	* 228	191							
Legacy Seeds	L3416	CB,RR	200	97	21.0	53	0	182	194	208	217							
DuPont Pioneer	P9690AM	CB,LL,RR-wo	216	100	21.1	53	1	190	225	212	* 238							
Legacy Seeds	L3715	CB,LL,RR,RW	* 224	* 102	21.1	53	1	* 244	210	* 223	221							
Renk	RK566SSTX	CB,LL,RR,RW	* 226	* 103	21.1	54	0	* 246	226	* 221	212							
Channel	194-14VT2PRIB	CB,RR	212	100	21.2	53	0	199	223	210	217							
95-DAY HYBRID TRIAL AVERAGE##			21.2															
Jung	4D341RIB	CB,RR	217	101	21.2	53	0	204	227	* 218	220							
Brunner	3955	RR	202	97	21.2	52	0	188	201	210	209	198	99	197	174	205	217	
Great Lakes	4548STXRIB	CB,LL,RR,RW	* 237	* 106	21.2	53	0	* 250	233	* 235	230							
Dekalb	DKC45-65RIB	CB,LL,RR,RW	* 226	* 103	21.3	52	1	200	231	* 226	* 248	206	* 101	185	189	212	* 237	

CONTINUED.

GRAIN TRIALS

Table 12 (continued). North Central Zone - Late Maturity Grain Trial. (page 2 of 2)

93 day Relative Maturity or later based on company rating (Chippewa Falls= CHP, Marshfield= MAR, Seymour= SEY, Valders= VAL)

Brand	Hybrid	Traits†	2016										2015				
			Average				Yield (bu/A)				Average		Yield (bu/A)				
			Yield (bu/A)	P.I. #	Moist %	Test Wt. %	Lodge %	CHP	MAR	SEY	VAL	Yield (bu/A)	P.I. #	CHP	MAR	SEY	VAL
ProHarvest	4511RR2	RR	217	101	21.3	53	0	209	219	208	234	* 217	* 103	216	199	* 233	218
NorthStar	NS96-421	CB,LL,RR,RW	199	97	21.3	52	0	173	212	202	211						
Renk	RK522SSTX(RIB)	CB,LL,RR,RW	190	94	21.4	52	0	170	176	211	202	198	99	179	192	201	221
NorthStar	NS96-103	CB,LL,RR,RW	222	* 102	21.4	52	0	236	217	* 221	214						
LG Seeds	LG5427VT2RIB	CB,RR	* 224	* 102	21.5	54	0	230	225	210	230						
Channel	195-58STXRIB	CB,LL,RR,RW	213	100	21.5	53	1	221	217	* 215	201	* 210	* 101	189	205	* 215	* 232
InVision	FS 46TX1RIB	CB,LL,RR,RW	221	* 102	21.5	53	0	* 240	202	* 228	214						
Steyer Seeds	9401SSRIB	CB,LL,RR,RW	203	97	21.7	52	0	184	212	203	212	* 209	* 101	210	190	205	* 228
Steyer Seeds	9301SSRIB	CB,LL,RR,RW	195	95	21.7	53	1	166	192	* 215	207						
DuPont Pioneer	P9840AM	CB,LL,RR	* 232	* 104	21.7	52	1	* 240	230	* 220	237						
Titan Pro	TP58-01 2P	CB,RR	* 234	* 104	21.7	54	0	* 247	229	* 218	* 240						
Federal Hybrids	4550SSRIB	CB,LL,RR,RW	202	97	21.8	53	0	186	220	200	201						
Federal Hybrids	4558SSRIB	CB,LL,RR,RW	209	98	22.0	52	1	190	212	213	220						
NK Brand	N35T-3110	CB,LL,RR	* 231	* 104	22.1	55	0	* 245	233	205	* 241	199	99	192	202	188	216
Dairyland	DS9198RA	CB,LL,RR,RW	197	96	22.1	52	0	178	200	197	214						
Titan Pro	TP54-98 2P	CB,RR	214	100	22.2	52	1	213	200	* 215	228						
Munson	6048SSRIB	CB,LL,RR,RW	219	101	22.2	54	1	230	211	* 214	221						
NK Brand	N36G-3010	CB,LL,RR	* 226	* 102	22.3	54	6	* 242	* 240	195	229						
Legend Seeds	LR94A01-3011A	CB,LL,RR,RW	217	100	22.4	54	1	* 244	212	200	212						
Renk	RK595SSTX	CB,LL,RR,RW	* 234	* 104	22.5	54	0	* 244	* 236	* 234	224						
NuTech/G2 Genetics	5L-198	CB,LL,RR,RW	* 224	* 102	22.6	51	1	229	223	* 219	226						
100-DAY HYBRID TRIAL AVERAGE##			22.7														
Brunner	3992GTA	RR-wo	207	98	22.9	52	1	190	219	200	221	* 214	* 101	203	* 206	205	* 240
Dairyland	DS9599	CB,LL,RR,RW	219	100	22.9	53	0	238	231	201	205	206	99	200	196	197	* 232
NuTech/G2 Genetics	5F-196	CB,LL,RR	* 234	* 104	23.0	51	0	227	* 253	202	* 256	* 214	* 102	* 223	176	* 216	* 240
NK Brand	N40L-3000GT	CB,LL,RR,RW	* 240	* 105	23.0	53	6	* 255	* 236	* 229	* 240						
Renk	RK608DGV2P	CB,DT,RR	* 235	* 104	23.0	52	0	* 245	* 245	* 222	228						
NuTech/G2 Genetics	X5Z-9902	CB,LL,RR	196	95	23.1	51	0	173	192	211	208						
Dairyland	DS9802	CB,LL,RR,RW	* 235	* 104	23.1	52	0	239	* 235	* 224	* 243						
Renk	RK596SSTX(RIB)	CB,LL,RR,RW	208	98	23.2	53	1	222	193	210	209	200	99	206	181	212	202
Renk	RK612SSTX	CB,LL,RR,RW	222	101	23.8	53	1	214	220	* 216	* 238						
Dairyland	DS9701RA	CB,LL,RR,RW	223	101	23.8	52	0	* 240	214	* 224	214						
Steyer Seeds	10303SSRIB	CB,LL,RR,RW	217	100	23.8	52	0	220	205	* 216	225						
MEAN			215	100	21.6	53	1	212	216	211	221	203	100	200	189	201	221
LSD(0.10)**			16	4	0.9	1	3	18	19	21	18	13	3	17	19	18	20

† Traits: CB=Corn Borer, DT=Drought Tolerant, LL=Liberty Link, RR=Roundup Ready, RW=Corn Rootworm, Ify=Leafy, ND=Nutri-Dense, wo=Water Optimize.

Average grain moisture of all hybrids in the trial as rated by the participating company maturity rating systems. Ratings are rounded to 5 day increments.

‡ All plots of this hybrid sustained herbicide damage in the Seymour trial. The hybrid was dropped from the multi-location average analysis.

* Hybrids that performed statistically similar to the highest hybrid in the trial.

Shaded results provide the best estimate of relative hybrid performance.

GRAIN TRIALS

Table 13. Northern Zone Grain Trial. (page 1 of 2)

(Coleman= COL, Marshfield= MAR, Spooner dryland sand= SPD, Spooner irrigated sand= SPI, Spooner dryland silt loam= SPS)

Brand	Hybrid	Traits†	2016										2015						
			Average					Yield (bu/A)					Average		Yield (bu/A)				
			Yield (bu/A)	P.I. #	Moist %	Test Wt.	Lodge %	COL	MAR	SPD	SPI	SPS	Yield (bu/A)	P.I. #	COL	MAR	SPD	SPI	SPS
Great Lakes	3337VT2RIB	CB,RR	175	94	18.7	56	1	177	171	195	172	158							
Jung	4D113RIB	CB,RR	168	92	18.7	58	1	155	168	171	182	163	164	95	160	161	140	175	186
Dekalb	DKC34-82RIB	CB,RR	171	93	18.7	56	1	179	177	167	177	155	167	96	158	160	153	191	175
Great Lakes	3510VT2RIB	CB,RR	179	95	19.0	57	1	184	178	180	190	161							
Dekalb	DKC32-12RIB	CB,RR	165	91	19.2	57	1	160	160	157	176	173							
Legend Seeds	LR9583VT2PRIB	CB,RR	175	94	19.3	55	1	173	173	168	181	179	188	101	181	188	* 177	205	191
Renk	RK266VT3P(RIB)	CB,RR,RW	181	95	19.4	56	1	175	188	169	196	177	174	97	165	163	* 164	187	190
Munson	4808VT2P	CB,RR	198	99	19.4	55	1	214	198	184	203	193							
80-DAY HYBRID TRIAL AVERAGE##			19.5																
Jung	4D178RIB	CB,RR	205	101	19.6	56	1	207	200	202	210	204	195	102	* 205	186	* 168	* 221	193
Legacy Seeds	L2516	CB,RR	178	94	19.6	57	2	191	190	172	168	167							
Legacy Seeds	L2916	CB,RR	194	98	19.6	55	1	196	203	201	186	182							
Munson	4309VT2PRIB	CB,RR	182	95	19.6	56	2	184	190	175	193	168							
Jung	4D260RIB	CB,LL,RR,RW	202	100	19.6	55	0	* 228	205	180	213	182							
Dekalb	DKC35-88RIB	CB,RR	187	96	19.6	57	2	191	180	183	192	188							
Federal Hybrids	3270VT2P	CB,RR	177	94	19.7	56	1	181	186	168	185	167							
ProHarvest	2505RR2	RR	195	98	19.7	56	3	195	185	211	202	183	193	102	177	* 204	* 170	* 216	200
NK Brand	N17R-3010A	CB,LL,RR-wo	168	92	19.8	55	0	168	172	167	160	175							
Steyer Seeds	8601VT2PRO	CB,RR	213	103	19.9	55	0	* 233	198	214	* 218	202							
DuPont Pioneer	P8542AM	CB,LL,RR	226	* 106	20.0	56	1	* 237	* 230	213	* 221	* 226							
Federal Hybrids	3970VT2	CB,RR	198	99	20.0	54	2	203	204	184	207	193							
Dairyland	DS9787SSX	CB,LL,RR,RW	199	99	20.1	55	1	205	198	191	213	190							
Munson	4672VT2P	CB,RR	202	100	20.2	55	0	216	202	207	209	177							
85-DAY HYBRID TRIAL AVERAGE##			20.2																
Brunner	2822GT	RR	185	96	20.2	56	2	186	199	194	179	168	177	98	165	174	153	181	210
Federal Hybrids	4060VT2PRIB	CB,RR	214	103	20.2	54	1	201	* 230	220	* 217	204							
PIP	3685	CB,LL,RR,RW	203	100	20.5	57	0	208	212	210	196	190	190	102	* 205	188	* 164	196	197
NK Brand	N18Q-3011A	CB,LL,RR,RW-wo	210	102	20.5	57	0	* 230	226	208	188	198	192	102	187	193	162	205	214
NK Brand	N22S-3010	CB,LL,RR	225	* 106	20.5	55	0	* 236	215	* 231	* 228	212							
Foundation Direct	ORG8972	None	196	98	20.5	58	4	193	192	202	190	202							
Steyer Seeds	8602GT3000	CB,LL,RR,RW	196	98	20.6	56	1	183	205	191	205	197	187	101	190	178	* 163	196	209
Legacy Seeds	L2735	CB,LL,RR,RW	208	101	20.6	56	0	219	218	196	203	203							
Brunner	2865	None-wo	208	101	20.6	57	1	215	* 227	196	207	195							
Legend Seeds	LR97A89-3011A	CB,LL,RR,RW	207	101	20.6	56	1	215	221	198	205	196							
Channel	190-13VT2PRIB	CB,RR	217	104	20.6	55	0	197	* 227	223	215	* 224							

CONTINUED.

GRAIN TRIALS

Table 13 (continued). Northern Zone Grain Trial. (page 2 of 2)

(Coleman= COL, Marshfield= MAR, Spooner dryland sand= SPD, Spooner irrigated sand= SPI, Spooner dryland silt loam= SPS)

Brand	Hybrid	Traits†	2016										2015						
			Average					Yield (bu/A)					Average		Yield (bu/A)				
			Yield (bu/A)	P.I. #	Moist %	Test Wt.	Lodge %	COL	MAR	SPD	SPI	SPS	Yield (bu/A)	P.I. #	COL	MAR	SPD	SPI	SPS
Munson	4877GTCBLL	CB,LL,RR	224	* 105	20.7	56	1	* 223	* 229	* 230	* 225	214							
Munson	4654-3011A	CB,LL,RR,RW-wo	209	102	20.7	58	0	202	* 227	214	198	205							
ProHarvest	4203VT3PRORIB	CB,RR,RW	198	99	20.7	54	1	197	207	186	209	190							
Federal Hybrids	3660GT3011A	CB,LL,RR,RW-wo	209	101	20.8	56	1	* 224	210	201	204	203	181	99	184	185	156	185	196
Legacy Seeds	L2924	CB,RR	213	103	20.8	54	1	211	220	212	213	211	* 215	* 106	* 208	* 215	* 179	* 234	* 235
Dairyland	DS9686	CB,LL,RR,RW	208	101	20.9	57	0	211	218	202	201	208							
Brunner	3920	None	206	101	21.0	55	1	204	205	194	212	214	* 202	* 103	* 194	* 207	* 167	* 220	* 225
Legend Seeds	LR30J685	None	217	103	21.0	56	1	* 226	218	200	* 217	223							
Federal Hybrids	3950VT2PRIB	CB,RR	219	104	21.0	56	1	* 226	218	220	* 219	212							
NK Brand	N19D-3110A	CB,LL,RR-wo	199	99	21.2	56	2	189	197	202	208	197							
90-DAY HYBRID TRIAL AVERAGE##			21.2																
Dairyland	DS1091	None	212	101	21.4	57	7	192	221	* 230	212	203							
Federal Hybrids	4160VT2PRIB	CB,RR	226	* 105	21.4	55	2	* 236	225	219	* 222	* 228							
NK Brand	N27P-3110A	CB,LL,RR-wo	* 238	* 108	21.5	56	1	* 228	* 245	* 249	* 228	* 242							
Renk	RK299VT2P(RIB)	CB,RR	197	98	21.5	55	1	202	199	198	195	190	191	100	* 193	188	162	200	210
Legacy Seeds	L3115	CB,RR	213	102	21.5	55	1	207	215	216	* 220	205							
Renk	RK408VT2P	CB,RR	226	* 105	21.5	55	1	* 235	219	225	* 234	217							
DuPont Pioneer	P9188AM	CB,LL,RR	* 228	* 106	21.6	55	1	* 227	* 239	215	* 227	* 232	* 205	* 104	* 195	* 208	* 168	* 230	* 225
Munson	5016VT2P	CB,RR	220	104	21.7	54	1	206	* 235	215	* 222	220							
PIP	3790	None	214	101	21.7	57	12	215	225	214	* 221	197							
Dairyland	DS7294	CB,LL,RR	* 235	* 107	21.7	56	1	* 240	* 243	* 229	* 227	* 235							
Renk	RK433VT2P	CB,RR	211	102	21.7	54	0	211	218	186	214	* 224							
Brunner	3915	None	214	102	21.8	53	2	207	* 236	188	210	* 229	* 208	* 105	* 202	* 206	* 166	* 225	* 240
NuTech/G2 Genetics	5F-091	CB,LL,RR	201	99	22.0	55	2	202	196	183	210	215							
Brunner	2894GT-3110A	CB,LL,RR-wo	205	100	22.1	55	0	197	198	206	* 225	198							
Longping	LP15M-EX2218	None	207	99	25.2	53	2	* 221	* 231	194	200	189							
Longping	LP15M-EX1972	None	217	101	25.6	52	3	* 223	* 240	213	208	201							
MEAN			203	100	20.6	56	1	205	208	199	205	198	188	100	186	184	159	203	208
LSD(0.10)**			10	3	0.5	1	2	20	18	22	17	18	13	3	22	19	23	19	23

† Traits: CB=Corn Borer, DT=Drought Tolerant, LL=Liberty Link, RR=Roundup Ready, RW=Corn Rootworm, Ify=Leafy, ND=Nutri-Dense, wo=Water Optimize.

Average grain moisture of all hybrids in the trial as rated by the participating company maturity rating systems. Ratings are rounded to 5 day increments.

* Hybrids that performed statistically similar to the highest hybrid in the trial.

Shaded results provide the best estimate of relative hybrid performance.

SILAGE TRIALS

Table 14. Southern Zone - Early Maturity Silage Trial. (page 1 of 2)

110 day Relative Maturity or earlier based on company rating (Arlington= ARL, Montfort=MON)

Brand	Hybrid	Traits†	2016								2015						
			Average			Moist %	NDF %	NDFD %	Starch %	Yield (T/A)		Average					
			Yield (T/A)	Milk per Ton	Acres					ARL	MON	Yield (T/A)	Milk per Ton	Acres	ARL	MON	
Dekalb	DKC58-06RIB	CB,LL,RR,RW	11.4	* 3360	* 38300	64.3	34	57	35	11.5	11.4						
Viking	O.51-04GS	None	10.1	* 3320	33600	65.2	38	59	32	10.5	9.7						
InVision	FS 57TX1RIB	CB,LL,RR,RW	9.8	3250	31900	65.8	38	57	31	10.5	9.1						
Dekalb	DKC60-67RIB	CB,LL,RR,RW	10.8	* 3320	35700	66.0	38	58	32	10.9	10.7						
Legend Seeds	LR97S05GENSSRIB	CB,LL,RR,RW	10.6	3100	33100	66.3	40	56	28	10.1	11.2						
Latham	LH5715VT2PRO	CB,RR	11.3	* 3380	* 38300	66.3	39	61	32	10.6	* 12.0						
Prairie Hybrids	5200	None	11.9	* 3390	* 40200	66.4	36	59	33	* 12.7	11.0	* 11.7	3230	* 37900	* 12.0	* 11.5	
LG Seeds	LG5591STXRIB	CB,LL,RR,RW	11.8	* 3320	* 39100	66.6	38	57	31	* 12.1	11.4						
Legacy Seeds	L6334	CB,LL,RR,RW	10.9	* 3300	36000	66.8	39	61	30	10.6	11.2						
Jung	58SS537RIB	CB,LL,RR	10.3	3270	33800	66.8	37	57	32	10.7	9.9						
Jung	60SS607RIB	CB,LL,RR	10.7	3150	33600	66.9	39	57	29	10.2	11.2						
Golden Harvest	G10T63-3122	CB,LL,RR,RW	* 12.8	3260	* 41800	67.1	38	59	31	* 12.7	* 13.0						
NuTech/G2 Genetics	5H-806	CB,LL	11.4	* 3340	* 38200	67.3	37	60	32	* 11.7	11.1						
Cornelius	C621SS	CB,LL,RR,RW	11.2	3250	36600	67.3	37	58	31	11.5	11.0						
Dairyland	EXP10707	CB,LL,RR,RW	10.6	3190	34000	67.4	39	57	30	10.7	10.6						
Great Lakes	6068STXRIB	CB,LL,RR,RW	* 12.1	* 3280	* 39600	67.4	39	57	31	11.5	* 12.6						
PIP	8708	None	* 12.6	3260	* 41000	67.5	39	58	31	* 12.8	* 12.3						
Cornelius	C594VT3P	CB,RR,RW	10.8	* 3340	36300	67.5	38	58	31	10.9	10.8	* 11.8	3300	* 38800	11.4	* 12.2	
105-DAY HYBRID TRIAL AVERAGE##						67.6											
AgriGold	A6442STXRIB	CB,LL,RR,RW	11.3	3210	36200	67.7	40	56	29	11.2	11.4	* 12.1	3150	* 38100	* 12.1	* 12.0	
NuTech/G2 Genetics	X5Z-1001	CB,LL,RR	10.7	* 3290	35100	67.8	39	58	31	11.3	10.0						
Munson	6978VT2P	CB,RR	11.0	3270	35900	67.8	40	57	30	10.8	11.1						
Beck's	5829A4	CB,LL,RR,RW	10.7	* 3290	35100	68.0	40	61	29	10.5	10.9						
Legend Seeds	LR9608GENSSRIB	CB,LL,RR,RW	10.6	3160	33500	68.2	39	57	29	10.7	10.5						
InVision	FS 60LX1RIB	CB,LL,RR,RW	10.7	3240	34700	68.2	38	57	30	10.7	10.8						
110-DAY HYBRID TRIAL AVERAGE##						68.3											
Great Lakes	5824STXRIB	CB,LL,RR,RW	11.0	* 3370	37200	68.4	37	61	32	11.5	10.6						
Jung	7S711RIB	CB,LL,RR	10.6	* 3350	35600	68.5	38	58	31	10.1	11.1						
LG Seeds	LG5548STXRIB	CB,LL,RR,RW	11.7	* 3300	* 38600	68.6	39	60	31	11.2	* 12.2	* 11.7	3280	* 38300	* 11.7	* 11.7	
AgriGold	A6424GT3VIP	CB,LL,RR,RW	10.7	3240	34600	68.7	41	62	28	10.9	10.5						
LG Seeds	LG5565STXRIB	CB,LL,RR,RW	11.0	* 3330	36600	68.7	37	60	32	11.1	10.9						
Golden Harvest	G07B39-3122	CB,LL,RR,RW-wo	10.0	3210	32100	68.7	38	58	30	10.0	10.0						
Golden Harvest	G09E98-3122	CB,LL,RR,RW	* 12.0	3050	36500	68.7	39	58	27	* 11.7	* 12.3						
AgriGold	A6441STXRIB	CB,LL,RR,RW	10.7	* 3370	36100	68.9	38	59	32	10.2	11.2						
PIP	8610	CB,LL,RR,RW	* 12.2	3200	* 39000	68.9	40	59	29	* 12.5	11.9						

CONTINUED.

SILAGE TRIALS

Table 14 (continued). Southern Zone - Early Maturity Silage Trial. (page 2 of 2)

110 day Relative Maturity or earlier based on company rating (Arlington= ARL, Montfort=MON)

Brand	Hybrid	Traits†	2016								2015					
			Average			Moist	NDF	NDFD	Starch	Yield (T/A)		Average				
			Yield (T/A)	Milk per Ton	Milk per Acre					ARL	MON	Yield (T/A)	Milk per Ton	Milk per Acre	ARL	MON
Dairyland	HiDF3808RA	CB,LL,RR,RW	11.3	3020	34100	69.5	42.9	57	25.4	11.1	11.5					
NuTech/G2 Genetics	5F-906	CB,LL,RR	* 12.3	* 3350	* 41200	69.6	38.3	60	31.0	* 12.4	* 12.2					
Power Plus	3H85AMX	CB,LL,RR,RW	11.2	* 3420	* 38300	69.6	36.7	60	32.1	11.2	11.2					
AgriGold	A6462STXRIB	CB,LL,RR,RW	11.1	* 3280	36300	69.6	38.7	60	30.4	10.6	11.5					
NuTech/G2 Genetics	5F-308	CB,LL,RR	* 12.1	* 3360	* 40800	70.1	37.9	61	30.8	* 12.6	11.7					
Viking	O.73-08GS	None	11.3	3240	36700	70.1	41.5	57	28.7	10.9	11.7					
Dairyland	HiDF3510SSX	CB,LL,RR,RW	11.9	3130	37300	70.3	41.9	57	27.5	* 12.1	11.6					
Power Plus	5C17AMXT	CB,LL,RR,RW	* 12.0	* 3330	* 40000	70.4	38.2	62	30.2	* 12.3	11.7					
AgriGold	A6458VT3PRIB	CB,RR,RW	9.3	* 3380	31300	70.6	38.8	60	31.1	9.5	9.0					
DuPont Pioneer	P0921AMXT	CB,LL,RR,RW	* 12.0	3120	37600	70.9	39	58	28	* 12.0	* 12.0					
NuTech/G2 Genetics	5F-510	CB,LL,RR	11.8	* 3310	* 39300	70.9	38	61	30	* 12.4	11.2					
Beck's	5665AMX	CB,LL,RR,RW	11.0	3210	35300	71.0	40	58	29	11.1	10.9					
MEAN			11.2	3270	36600	68.2	39	59	30	11.2	11.1	10.7	3250	34800	11.0	10.4
LSD(0.10)**			0.9	140	3600	1.8	3	2	3	1.1	1.1	1.7	140	6200	1.6	2.8

† Traits: CB=Corn Borer, DT=Drought Tolerant, LL=Liberty Link, RR=Roundup Ready, RW=Corn Rootworm, Ify=Leafy, ND=Nutri-Dense, wo=Water Optimize.

Average whole plant moisture of all hybrids in the trial as rated by the participating company maturity rating systems. Ratings are rounded to 5 day increments.

* Hybrids that performed statistically similar to the highest hybrid in the trial.

Shaded results provide the best estimate of relative hybrid performance.

SILAGE TRIALS

Table 15. Southern Zone - Late Maturity Silage Trial.

111 day Relative Maturity or later based on company rating (Arlington= ARL, Montfort=MON)

Brand	Hybrid	Traits†	2016									2015					
			Average						Yield (T/A)			Average			Yield (T/A)		
			Yield (T/A)	Milk per Ton	Milk per Acre	Moist %	NDF %	NDFD %	Starch %	ARL	MON	Yield (T/A)	Milk per Ton	Milk per Acre	ARL	MON	
Cornelius	C733SS	CB,LL,RR,RW	11.8	* 3350	* 39500	66.3	39	58	32	* 12.4	11.1	* 11.1	3170	* 35200	* 11.2	* 10.9	
Latham	LH6175VT2PRO	CB,RR	11.1	* 3310	36900	66.3	38	58	32	11.2	11.0	* 11.2	* 3270	* 36500	* 11.6	* 10.7	
Cornelius	C634SS	CB,LL,RR,RW	10.8	* 3340	36300	66.6	36	57	33	10.9	10.8						
InVision	FS 62TV1DGRIB	CB,DT,RR	11.3	* 3410	38500	66.8	38	59	32	11.3	11.2						
Great Lakes	6259VT2RIB	CB,RR	* 12.0	* 3340	* 39900	67.1	38	60	31	11.0	* 12.9	* 11.1	3060	* 33900	* 11.7	10.4	
Steyer Seeds	11005GSSPRORIBC	CB,LL,RR,RW	10.3	* 3320	34000	67.2	36	58	33	10.3	10.2						
Dekalb	DKC62-08RIB	CB,LL,RR,RW	10.5	3210	33900	67.3	39	57	29	10.0	11.0						
Legend Seeds	LR9611GENSSRIB	CB,LL,RR,RW	10.8	3200	34500	67.5	37	58	30	10.6	11.0						
Dekalb	DKC63-33RIB	CB,LL,RR,RW	11.3	* 3370	37900	67.6	38	59	32	10.6	* 11.9	10.4	* 3250	* 34000	10.1	* 10.8	
Golden Harvest	G12W66-3000GT	CB,LL,RR,RW	* 12.5	* 3420	* 42900	67.6	37	59	33	* 13.2	* 11.8						
InVision	FS 62VX1RIB	CB,LL,RR,RW	10.6	3140	33200	67.8	40	56	29	11.3	9.9						
Great Lakes	6261STXRIB	CB,LL,RR,RW	11.5	3280	37600	67.9	38	58	31	11.4	11.5						
Masters Choice	MCT6153	CB,LL,RR,RW	10.9	* 3350	36700	68.0	38	60	31	11.5	10.3	9.9	3170	31200	10.7	9.0	
InVision	FS 61SX1RIB	CB,LL,RR,RW	11.2	* 3320	37300	68.2	38	59	32	11.2	11.2	* 11.4	* 3290	* 37700	* 11.9	* 11.0	
AgriGold	A6533VT3PRIB	CB,RR,RW	10.6	* 3390	35700	68.2	39	59	32	10.7	10.4	* 10.7	* 3240	* 34800	10.9	10.6	
110-DAY HYBRID TRIAL AVERAGE##						68.3											
Dairyland	DS9513	CB,LL,RR,RW	11.5	* 3350	38600	68.4	40	59	30	11.3	* 11.7						
Tracy Seeds	T112-25(3000GT)	CB,LL,RR,RW	10.5	* 3440	36300	68.5	38	60	32	10.9	10.1						
LG Seeds	LG5618STXRIB	CB,LL,RR,RW	10.6	* 3350	35400	68.7	37	58	33	10.4	10.7	* 10.9	3130	* 34100	* 11.3	10.4	
Channel	213-59STXRIB	CB,LL,RR,RW	9.9	3280	32300	68.8	38	58	31	10.0	9.7						
Great Lakes	6185STXRIB	CB,LL,RR,RW	10.9	3290	36000	68.8	37	60	31	10.4	11.5	* 11.2	* 3260	* 36600	* 11.8	* 10.7	
InVision	FS 63ZX1RIB	CB,LL,RR,RW	10.7	* 3330	35600	68.9	38	57	32	10.2	11.2						
InVision	FS 63SX1RIB	CB,LL,RR,RW	10.6	3250	34400	68.9	38	58	31	10.8	10.4	9.5	3050	29000	9.2	9.8	
Cornelius	C732	None	11.1	* 3360	37300	69.4	39	59	31	11.3	10.9						
NuTech/G2 Genetics	5F-811	CB,LL,RR	* 12.3	3070	37800	69.5	41	57	27	* 12.0	* 12.6						
115-DAY HYBRID TRIAL AVERAGE##						69.5											
InVision	FS 64SX1RIB	CB,LL,RR,RW	11.1	3230	35800	69.6	40	58	29	11.0	11.2						
Great Lakes	6462STXRIB	CB,LL,RR,RW	10.5	3190	33500	69.7	40	57	29	10.5	10.5						
Masters Choice	MCT6733	CB,LL,RR,RW	11.8	3100	36700	69.7	39	60	27	11.8	* 11.9	9.8	3130	30800	9.4	10.3	
Channel	211-35STXRIB	CB,LL,RR,RW	10.7	3100	33100	69.7	40	55	28	10.3	11.0	* 10.5	* 3190	33500	10.0	* 11.0	
Masters Choice	MCT6363	CB,LL,RR,RW	10.9	3220	35100	69.8	38	59	30	11.0	10.8						
Latham	EX113GTCBLLRW	CB,LL,RR,RW	11.0	3220	35600	69.9	39	59	30	11.7	10.4						
AgriGold	A6499STXRIB	CB,LL,RR,RW	10.6	3190	33800	69.9	40	56	29	10.6	10.6						
Dairyland	EXP11213	CB,LL,RR,RW	* 12.7	2910	37100	70.0	43	56	24	* 12.5	* 13.0						
Masters Choice	MCT6583	CB,LL,RR,RW	10.4	3270	34000	70.3	40	59	30	10.4	10.4	* 11.0	3040	33400	10.3	* 11.7	
Beck's	6165AMX	CB,LL,RR,RW	10.6	3230	34400	70.4	38	61	29	11.3	10.0						
NuTech/G2 Genetics	5F-713	CB,LL,RR	* 12.5	3280	* 41100	70.6	38	60	30	* 12.6	* 12.5						
Prairie Hybrids	8229	None	* 12.6	3030	38200	70.8	42	58	26	* 12.3	* 12.9						
DuPont Pioneer	P1197AMXT	CB,LL,RR,RW	11.0	3280	36300	70.9	38	60	30	11.5	10.5						
Beck's	6365AMX	CB,LL,RR,RW	* 11.9	3150	37600	71.1	40	58	28	* 12.0	* 11.8						
Latham	EX114RRLFY	RR,lfy	10.5	2860	29900	72.4	46	58	20	10.3	10.7						
MEAN			11.1	3250	36200	68.9	39	58	30	11.1	11.1	10.7	3150	33600	10.7	10.6	
LSD(0.10)**			0.9	140	3400	1.5	2	2	2	1.2	1.4	1.5	100	5000	1.7	1.7	

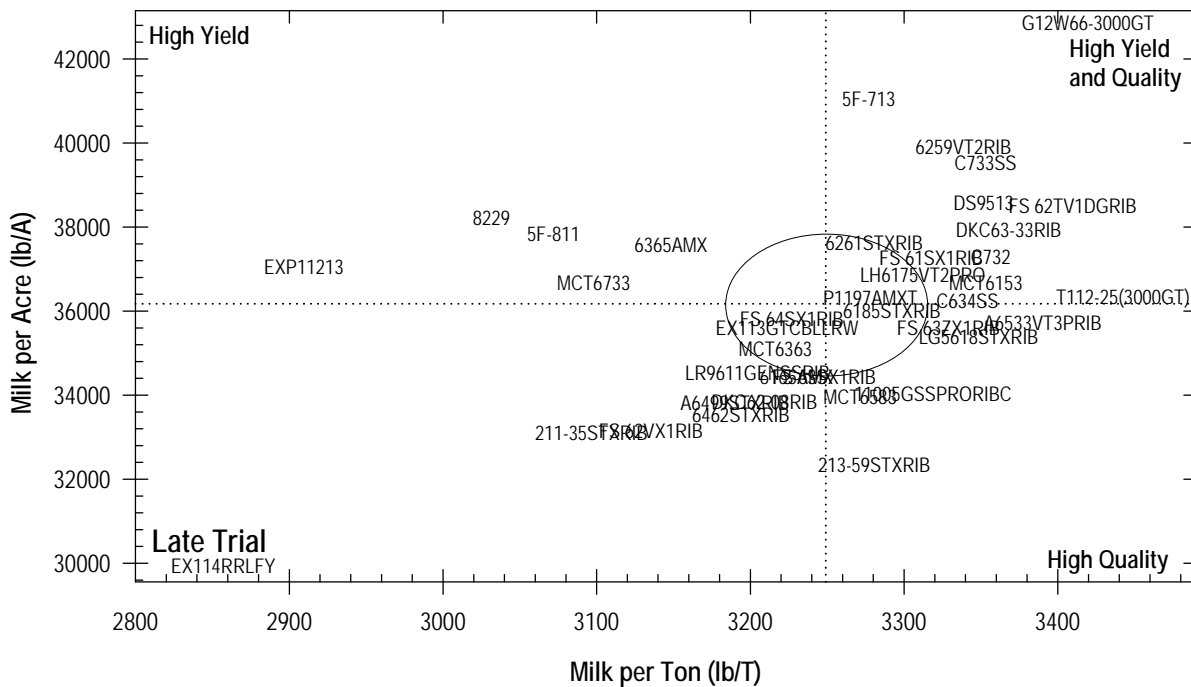
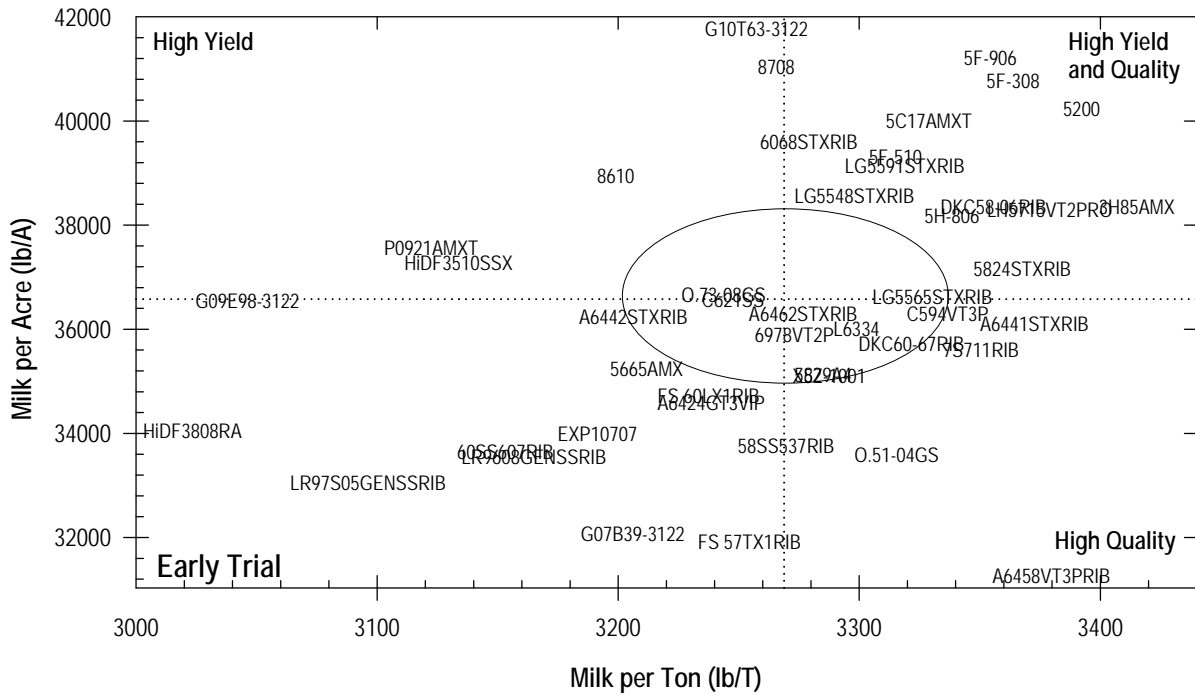
† Traits: CB=Corn Borer, DT=Drought Tolerant, LL=Liberty Link, RR=Roundup Ready, RW=Corn Rootworm, lfy=Leafy, ND=Nutri-Dense, wo=Water Optimize.

Average whole plant moisture of all hybrids in the trial as rated by the participating company maturity rating systems. Ratings are rounded to 5 day increments.

* Hybrids that performed statistically similar to the highest hybrid in the trial.

Shaded results provide the best estimate of relative hybrid performance.

Figure 2. Relationship between Milk per Acre and Milk per Ton of corn hybrids in Southern Wisconsin during 2016.



SILAGE TRIALS

Table 16. South Central Zone - Early Maturity Silage Trial. (page 1 of 2)

105 day Relative Maturity or earlier based on company rating (Arlington= ARL, Fond du Lac= FON, Galesville= GAL)

Brand	Hybrid	Traits†	2016										2015				
			Average							Yield (T/A)			Average			Yield (T/A)	
			Yield (T/A)	Milk per		Moist %	NDF %	NDFD %	Starch %	FON	GAL	Yield (T/A)	Milk per		FON	GAL	
Great Lakes	5029VT2RIB	CB,RR	9.9	* 3390	* 33600	56.6	37	56	35	9.5	10.3						
NK Brand	N35T-3110	CB,LL,RR	10.3	* 3340	* 34300	57.2	35	55	35	9.3	11.2	* 11.4	* 3260	* 37300	10.3	* 12.5	
Viking	O.58-98GS	None	9.2	3230	29900	57.2	39	57	31	8.8	9.7						
Beck's	5162A3	CB,LL,RR,RW	9.8	* 3410	33300	57.7	36	56	35	9.3	10.2						
Tracy Seeds	T102-14(Vip3011A)	CB,LL,RR-wo	* 10.6	* 3470	* 37000	57.8	35	58	36	9.3	* 12.0						
NuTech/G2 Genetics	5F-701	CB,LL,RR	10.2	* 3460	* 35400	58.1	36	61	35	9.8	10.7						
LG Seeds	LG5470STXRIB	CB,LL,RR,RW	9.9	* 3400	* 33700	58.9	37	58	34	* 9.9	9.9	10.4	* 3270	34000	10.0	10.8	
Cornelius	C408DP	CB,RR	* 10.8	* 3400	* 36700	59.9	37	59	34	* 10.1	* 11.5						
NK Brand	N40L-3000GT	CB,LL,RR,RW	10.1	* 3430	* 34800	59.9	36	57	36	9.4	10.9						
Jung	7S506RIB	CB,LL,RR	10.0	3260	32600	60.4	39	56	32	9.6	10.4						
AgriGold	A6267STXRIB	CB,LL,RR,RW	* 10.8	* 3380	* 36500	60.4	36	58	35	* 10.5	11.1	10.2	3200	32700	10.1	10.3	
Masters Choice	MCT5454	CB,LL,RR,RW	* 11.0	3230	* 35500	60.6	38	55	32	* 10.2	* 11.9						
NK Brand	N46T-3010	CB,LL,RR	9.8	3100	30600	60.7	39	54	30	8.7	10.9						
Great Lakes	4879STXRIB	CB,LL,RR,RW	9.3	* 3330	31100	60.9	38	58	33	9.8	8.9	10.3	* 3310	34000	10.0	10.6	
Latham	LH5215VT2PRO	CB,RR	10.2	* 3300	* 33900	60.9	38	61	32	9.6	10.9						
NK Brand	N45P-3122	CB,LL,RR,RW-wo	10.3	3260	* 33900	60.9	37	56	32	9.7	11.0						
Masters Choice	MCT5371	RR	* 11.4	* 3320	* 37900	61.0	36	58	34	* 10.4	* 12.4	11.3	3140	* 35400	* 10.9	* 11.7	
Viking	O.51-04GS	None	10.2	* 3470	* 35400	61.1	35	61	35	* 9.9	10.6						
100-DAY HYBRID TRIAL AVERAGE##						61.2											
Legacy Seeds	L5516	CB,RR	10.4	* 3390	* 35200	61.2	37	57	34	* 9.9	10.9						
Dairyland	DS9403	CB,LL,RR,RW	* 10.6	* 3360	* 35500	61.4	38	58	33	9.8	* 11.4						
Great Lakes	5283STXRIB	CB,LL,RR,RW	10.2	* 3310	* 33800	61.6	37	58	33	* 10.7	9.6	10.2	3190	32600	10.1	10.3	
Dairyland	HiDF3700RA	CB,LL,RR,RW	* 11.0	* 3320	* 36600	61.8	38	60	32	* 10.2	* 11.8						
Renk	RK724R	RR	10.4	* 3380	* 35200	61.8	36	60	34	* 10.7	10.1						
Steyer Seeds	10503SIRIB	CB,LL,RR,RW	10.4	3240	* 33700	62.2	36	58	32	* 10.0	10.8	10.9	3220	35100	10.4	* 11.4	
LG Seeds	LG5499STXRIB	CB,LL,RR,RW	10.4	3280	* 34200	62.4	37	57	33	* 10.3	10.6	10.4	3220	33400	10.3	10.4	
Beck's	5234AMX	CB,LL,RR,RW-wo	* 10.7	3260	* 34800	62.7	38	59	32	* 10.6	10.7						
Dairyland	HiDF3099-9	CB,LL,RR,RW	* 10.9	* 3410	* 37400	62.9	38	58	34	9.8	* 12.1	11.2	3070	34800	10.0	* 12.5	
Jung	7S555RIB	CB,LL,RR	10.4	3280	* 34200	63.0	39	56	32	9.7	11.1						
Munson	6434VT2P	CB,RR	10.2	* 3350	* 34200	63.0	38	58	33	9.6	10.8						
NuTech/G2 Genetics	5H-502(AM)	CB,LL,RR	10.2	* 3310	* 33600	63.0	36	57	33	9.5	10.9						
105-DAY HYBRID TRIAL AVERAGE##						63.3											
ProHarvest	6444STXRIB	CB,LL,RR,RW	* 11.0	3270	* 36000	63.5	39	56	32	* 10.1	* 11.9	* 11.5	3090	* 35600	* 11.2	* 11.8	
LG Seeds	LG5507STXRIB	CB,LL,RR,RW	9.9	* 3330	33100	63.5	36	58	34	* 10.1	9.7						
Latham	LH5495-3122	CB,LL,RR,RW	10.3	3120	32400	63.8	38	58	30	9.8	10.8						
Jung	49SS437RIB	CB,LL,RR	10.1	3160	32100	63.9	37	58	31	9.6	10.7						
Renk	RK629VT3P(RIB)	CB,RR,RW	10.2	* 3300	* 33800	64.2	38	58	32	9.8	10.6	10.1	3160	31900	9.6	10.6	
Great Lakes	5556VT2RIB	CB,RR	* 10.7	3210	* 34500	64.2	38	60	30	* 10.4	11.0						
Dairyland	HiDF3103-9	CB,LL,RR,RW	* 11.5	* 3300	* 37900	64.5	40	57	32	* 10.7	* 12.3						
NuTech/G2 Genetics	5F-504	CB,LL,RR	10.3	3280	* 33700	64.6	38	58	32	9.5	11.0						

CONTINUED.

SILAGE TRIALS

Table 16 (continued). South Central Zone - Early Maturity Silage Trial. (page 2 of 2)

105 day Relative Maturity or earlier based on company rating (Arlington= ARL, Fond du Lac= FON, Galesville= GAL)

Brand	Hybrid	Traits†	2016								2015						
			Average			Moist %	NDF %	NDFD %	Starch %	Yield (T/A)		Average			Yield (T/A)		
			Yield (T/A)	Milk per Ton	Milk per Acre					FON	GAL	Yield (T/A)	Milk per Ton	Milk per Acre	FON	GAL	
Dekalb	DKC55-93RIB	CB,LL,RR,RW	* 10.5	3200	* 33800	65.4	40	58	30	9.4	* 11.7						
Legend Seeds	LR97S00GENSSRIB	CB,LL,RR,RW	10.1	3050	30900	65.7	40	57	28	9.7	10.5						
AgriGold	A6346STX	CB,LL,RR,RW	10.1	2970	30000	65.8	40	57	27	9.6	10.5						
LG Seeds	LG5520STX	CB,LL,RR,RW	9.9	2960	29200	65.9	38	58	28	9.8	9.9						
Dairyland	HiDF3605RA	CB,LL,RR,RW	* 11.2	3140	* 35100	66.0	39	58	29	* 10.3	* 12.1						
Dairyland	HiDF3702-9	CB,LL,RR,RW	* 11.1	* 3410	* 37800	66.0	36	61	33	* 10.6	* 11.6						
Legend Seeds	LR97S05GENSSRIB	CB,LL,RR,RW	* 10.5	3060	32200	66.2	39	59	28	* 10.1	10.9						
MEAN			10.4	3290	34200	62.0	37	58	32	9.9	10.9	10.9	3170	34400	10.5	11.2	
LSD(0.10)**			1.0	170	4300	2.9	2	3	3	0.9	1.0	0.8	140	3700	1.0	1.5	

† Traits: CB=Corn Borer, DT=Drought Tolerant, LL=Liberty Link, RR=Roundup Ready, RW=Corn Rootworm, lfy=Leafy, ND=Nutri-Dense, wo=Water Optimize.

Average whole plant moisture of all hybrids in the trial as rated by the participating company maturity rating systems. Ratings are rounded to 5 day increments.

* Hybrids that performed statistically similar to the highest hybrid in the trial.

Shaded results provide the best estimate of relative hybrid performance.

SILAGE TRIALS

Table 17. South Central Zone - Late Maturity Silage Trial. (page 1 of 2)

106 day Relative Maturity or later based on company rating (Arlington= ARL, Fond du Lac= FON, Galesville= GAL)

Brand	Hybrid	Traitst	2016								2015					
			Average			Moist	NDF	NDFD	Starch	Yield (T/A)		Average				
			Yield (T/A)	Milk per Ton	Milk per Acre					FON	GAL	Yield (T/A)	Milk per Ton	Milk per Acre	FON	GAL
InVision	FS 57TX1RIB	CB,LL,RR,RW	10.0	* 3370	33700	61.6	36	57	34	* 10.3	9.7					
Dekalb	DKC58-06RIB	CB,LL,RR,RW	* 11.3	* 3370	* 38000	62.9	34	57	35	* 10.4	* 12.2					
Dekalb	DKC56-03RIB	CB,LL,RR,RW	10.1	* 3310	33300	62.9	38	57	33	9.5	10.7	10.0	3190	31900	9.7	10.3
InVision	FS 60LX1RIB	CB,LL,RR,RW	10.1	* 3340	33900	63.6	36	58	34	9.4	10.9					
Masters Choice	MCT5663	CB,LL,RR,RW	10.4	* 3330	34900	63.7	37	58	33	9.6	11.3					
NuTech/G2 Genetics	X5Z-1001	CB,LL,RR	* 11.2	* 3470	* 38800	64.0	36	60	35	* 10.9	11.4					
AgriGold	A6424GT3VIP	CB,LL,RR,RW	* 11.1	3240	* 36200	64.1	41	60	29	* 10.0	* 12.3					
Tracy Seeds	T108-26(Vip3111)	CB,LL,RR,RW	* 10.9	3240	35300	64.3	39	63	29	* 9.9	11.9					
Great Lakes	5755STXRIB	CB,LL,RR,RW	10.5	3300	34600	64.8	38	58	32	9.5	11.4	10.3	3200	33100	9.8	10.8
Brunner	4076GT-3111	CB,LL,RR,RW	10.1	* 3320	33600	64.9	39	63	31	* 9.9	10.3					
Beck's	5829A4	CB,LL,RR,RW	* 11.7	* 3460	* 40500	64.9	37	64	33	* 10.9	* 12.5					
Renk	RK810SSTX	CB,LL,RR,RW	10.5	3260	34100	64.9	36	59	32	* 9.9	11.0					
InVision	FS 58OX1RIB	CB,LL,RR,RW	10.1	3270	33100	65.0	39	57	31	* 10.1	10.1	10.1	3170	32100	* 10.1	10.1
Great Lakes	6068STXRIB	CB,LL,RR,RW	* 11.2	3280	* 36700	65.2	38	58	32	* 10.7	11.6	* 11.8	3170	* 37600	* 10.7	* 12.9
Legacy Seeds	L6334	CB,LL,RR,RW	10.3	* 3330	34400	65.2	38	63	31	9.6	11.0					
NK Brand	N63R-3122	CB,LL,RR,RW-wo	* 11.4	3130	* 35800	65.3	38	59	29	9.6	* 13.3					
Channel	206-30STXRIB	CB,LL,RR,RW	9.7	3270	31700	65.3	36	58	33	8.8	10.6					
105-DAY HYBRID TRIAL AVERAGE##						65.4										
Channel	207-27STXRIB	CB,LL,RR,RW	* 10.9	* 3410	* 37300	65.5	36	62	34	* 10.1	11.8	* 11.2	* 3270	* 36500	* 10.3	* 12.0
AgriGold	A6442STXRIB	CB,LL,RR,RW	* 10.7	3220	34400	65.6	38	57	30	* 9.9	11.5	* 11.4	3100	* 35400	* 10.2	* 12.6
Latham	LH5715VT2PRO	CB,RR	9.9	3300	32700	65.6	40	61	30	* 9.8	10.0					
AgriGold	A6416STXRIB	CB,LL,RR,RW	10.2	3210	32800	65.6	40	58	29	* 10.0	10.4	10.6	3210	* 34200	* 10.3	11.0
NuTech/G2 Genetics	5F-906	CB,LL,RR	* 11.8	* 3400	* 40100	65.7	36	61	33	* 10.2	* 13.4					
Renk	RK776SSTX(RIB)	CB,LL,RR,RW	10.4	3190	33000	65.7	38	57	30	9.3	11.4	* 10.9	3230	* 35400	* 10.2	* 11.7
Renk	6-798VT2P	CB,RR	10.1	3220	32700	65.9	38	60	30	* 9.8	10.4					
Mycogen	TMF09S97	CB,LL,RR,RW	* 11.4	2960	34000	66.0	41	59	25	* 10.2	* 12.6					
NK Brand	N59B-3122	CB,LL,RR,RW-wo	10.0	3250	32600	66.2	39	59	30	* 10.1	10.0					
110-DAY HYBRID TRIAL AVERAGE##						66.5										
Dairyland	EXP10707	CB,LL,RR,RW	10.2	3120	32100	66.6	39	59	29	* 9.9	10.6					
AgriGold	A6441STXRIB	CB,LL,RR,RW	10.2	3130	31900	66.7	40	56	29	9.1	11.2					
Foundation Direct	ORG8355	None	* 11.3	3180	* 36000	66.7	39	60	29	* 10.8	11.7					
NuTech/G2 Genetics	5H-806	CB,LL	9.9	* 3340	33000	66.8	37	60	32	9.6	10.2					
Prairie Hybrids	5200	None	* 10.7	3220	35000	66.8	38	59	30	9.0	* 12.4	* 12.1	3170	* 38400	* 11.0	* 13.1
NuTech/G2 Genetics	5F-308	CB,LL,RR	* 11.5	* 3420	* 39200	66.9	37	62	32	* 10.9	* 12.1					
Mycogen	TMF06S67RA	CB,LL,RR,RW	9.7	2950	28800	67.0	41	56	27	9.3	10.1	10.7	3010	32300	* 10.1	11.4
InVision	FS 61SX1RIB	CB,LL,RR,RW	* 10.9	3300	* 36100	67.2	37	62	32	* 10.6	11.2	10.3	* 3250	* 33900	9.9	10.8
Dairyland	HIDF3808RA	CB,LL,RR,RW	* 10.9	2990	32700	67.4	41	58	26	* 9.7	12.0					
NuTech/G2 Genetics	5F-811	CB,LL,RR	* 11.3	3020	34000	67.7	40	56	28	* 10.2	* 12.3					
Beck's	5665AMX	CB,LL,RR,RW	* 11.4	* 3330	* 38100	67.7	37	61	31	* 10.8	12.0					
Mycogen	TMF2H708RA	CB,LL,RR,RW	10.4	2970	30800	67.7	43	56	26	9.6	11.2					

CONTINUED.

SILAGE TRIALS

Table 17 (continued). South Central Zone - Late Maturity Silage Trial. (page 2 of 2)

106 day Relative Maturity or later based on company rating (Arlington= ARL, Fond du Lac= FON, Galesville= GAL)

Brand	Hybrid	Traits†	2016								2015						
			Average				Moist	NDF	NDFD	Starch	Yield (T/A)		Average			Yield (T/A)	
			Yield (T/A)	Milk per		FON					GAL	Yield (T/A)	Milk per		FON	GAL	
			Ton	Acre	%	%	%	%			Ton	Acre	FON	GAL			
AgriGold	A6413STXRIB	CB,LL,RR,RW	10.6	* 3340	35400	67.7	36	62	32	* 10.3	11.0						
NuTech/G2 Genetics	5F-510	CB,LL,RR	* 11.2	* 3360	* 37700	68.0	37	62	32	* 10.0	* 12.3						
AgriGold	A6462STXRIB	CB,LL,RR,RW	* 11.5	3240	* 37300	68.1	38	60	31	* 10.6	* 12.4	* 11.4	* 3310	* 37800	* 10.2	* 12.5	
Dairyland	HiDF3510SSX	CB,LL,RR,RW	* 11.1	3110	34400	68.4	41	58	28	* 10.1	12.0	10.4	3010	31400	* 10.2	10.7	
DuPont Pioneer	P0921AMXT	CB,LL,RR,RW	* 11.3	* 3330	* 37900	68.6	36	61	32	* 10.5	* 12.1						
Prairie Hybrids	8229	None	* 11.2	3020	34000	68.8	40	59	26	* 10.7	11.7						
DuPont Pioneer	P1197AMXT	CB,LL,RR,RW	10.5	3300	34900	69.4	38	61	30	* 10.0	11.1						
Beck's	6365AMX	CB,LL,RR,RW	* 11.0	3220	35700	69.4	37	61	29	* 10.7	11.4						
AgriGold	A6458VT3PRIB	CB,RR,RW	9.8	3230	31500	69.7	40	60	29	* 9.7	9.9	7.0	3040	21200	7.9	6.0	
Steyer Seeds	EXPJ1005W	None	10.2	2470	25800	71.6	46	56	17	9.0	11.5						
MEAN			10.7	3230	34600	66.2	38	59	30	10.0	11.4	10.5	3160	33400	10.0	11.0	
LSD(0.10)**			1.1	160	4700	2.3	2	2	3	1.2	1.3	1.3	120	4800	1.1	1.5	

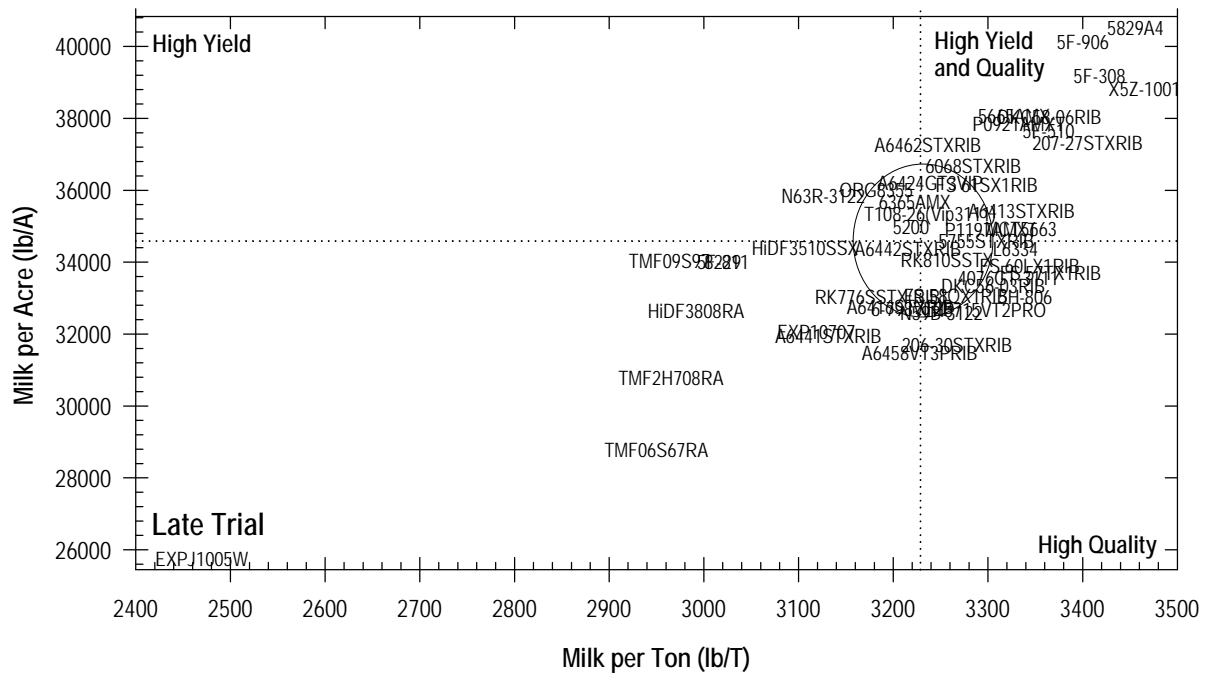
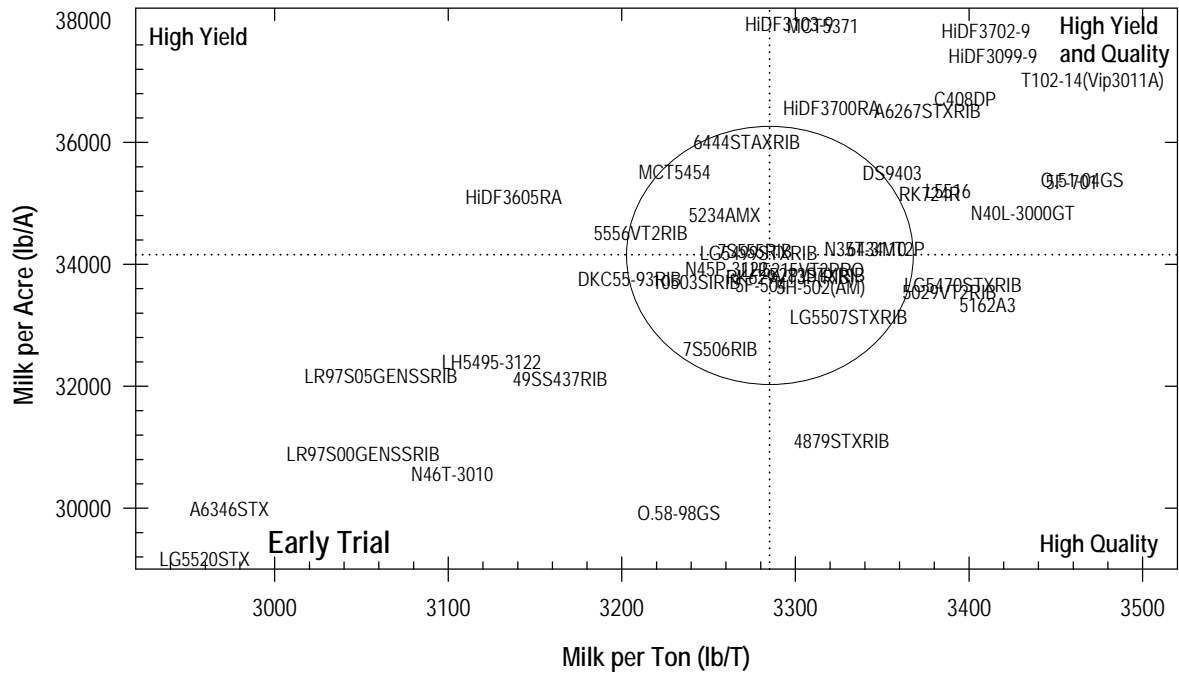
† Traits: CB=Corn Borer, DT=Drought Tolerant, LL=Liberty Link, RR=Roundup Ready, RW=Corn Rootworm, lfy=Leafy, ND=Nutri-Dense, wo=Water Optimize.

Average whole plant moisture of all hybrids in the trial as rated by the participating company maturity rating systems. Ratings are rounded to 5 day increments.

* Hybrids that performed statistically similar to the highest hybrid in the trial.

Shaded results provide the best estimate of relative hybrid performance.

Figure 3. Relationship between Milk per Acre and Milk per Ton of corn hybrids in South Central Wisconsin during 2016.



SILAGE TRIALS

Table 18. North Central Zone - Early Maturity Silage Trial. (page 1 of 2)

98 day Relative Maturity or earlier based on company rating (Chippewa Falls= CHP, Marshfield= MAR, Valders= VAL)

Brand	Hybrid	Traits†	2016							2015								
			Average			Moist	NDF	NDFD	Starch	Yield (T/A)			Average					
			Yield (T/A)	Milk per Ton	Milk per Acre					CHP	MAR	VAL	Yield (T/A)	Milk per Ton	Milk per Acre	CHP	MAR	VAL
Masters Choice	MCT4211	RR	9.6	* 3420	* 32800	52.3	36	56	36	9.4	9.1	* 10.2	* 8.2	3350	* 27400	7.7	* 6.4	* 10.5
Golden Harvest	G84J92-3011A	CB,LL,RR,RW-wo	9.7	* 3450	* 33600	53.2	36	57	36	9.8	9.7	* 9.7						
Masters Choice	MCT3891	RR	9.6	* 3370	* 32400	53.6	37	56	34	10.6	9.5	8.7						
Masters Choice	MCT3223	CB,LL,RR,RW	7.3	3250	23800	54.0	40	55	32	8.2	7.1	6.7						
Dairyland	HiDF3290-9	CB,LL,RR,RW	9.0	* 3370	30400	56.1	37	55	35	9.0	9.6	8.4	7.8	* 3410	* 26600	* 9.7	5.2	8.5
Masters Choice	MCT4054	CB,LL,RR,RW	8.6	* 3340	28700	57.5	36	57	34	9.8	7.7	8.3						
Foundation Direct	HDS85	None-ND	9.6	* 3290	31600	57.5	36	56	34	9.0	* 10.2	9.5	7.4	* 3390	24900	* 9.2	4.2	8.8
Latham	LH4242VT2PRO	CB,RR	9.3	* 3360	31400	57.6	37	58	34	9.0	9.9	9.1						
Latham	LH4529SS	CB,LL,RR,RW	9.3	* 3320	30900	57.6	35	60	34	10.4	9.3	8.3						
LG Seeds	LG5474STXRIB	CB,LL,RR,RW	* 10.1	* 3390	* 34200	57.7	35	58	35	10.2	* 11.3	8.7						
Dahlman	R46-27VT2PRIB	CB,RR	9.0	* 3290	29800	57.9	37	57	33	9.4	9.3	8.4						
90-DAY HYBRID TRIAL AVERAGE##						57.9												
Legend Seeds	LR9492VT2PRIB	CB,RR	9.4	* 3390	31900	58.2	37	57	35	9.7	9.4	9.2						
Dairyland	HiDF3188RA	CB,LL,RR,RW	8.8	3240	28500	58.3	38	57	32	9.0	8.3	9.1						
LG Seeds	LG5467VT2P	CB,RR	* 10.2	* 3390	* 34500	58.3	35	58	35	9.9	9.9	* 10.7						
InVision	FS 44TV1RIB	CB,RR	8.7	* 3300	28800	58.4	37	56	34	8.6	8.9	8.6						
Great Lakes	4452VT2RIB	CB,RR	* 10.0	3240	* 32500	58.6	36	57	33	10.5	* 10.1	9.4						
LG Seeds	LG5410VT2RIB	CB,RR	* 10.2	3260	* 33400	58.6	37	57	33	9.8	* 10.6	* 10.2						
Masters Choice	MCT4884	CB,LL,RR,RW	* 10.5	3250	* 34200	58.8	38	57	32	10.8	* 10.4	* 10.3						
Viking	O.58-98GS	None	9.3	* 3300	30800	58.9	36	59	34	10.6	8.4	8.9						
Masters Choice	MCT4632	CB,LL,RR	9.1	* 3380	30800	59.3	36	61	34	9.6	9.4	8.5						
Great Lakes	4250STXRIB	CB,LL,RR,RW	9.2	* 3410	31300	59.4	35	59	35	9.5	9.5	8.5						
Great Lakes	4548STXRIB	CB,LL,RR,RW	* 10.1	3250	* 32800	59.4	37	57	33	* 11.4	9.7	9.1	7.4	* 3420	25400	* 9.2	4.9	8.2
Legacy Seeds	L3335	CB,LL,RR-wo	* 10.2	3250	* 33100	59.5	37	55	33	10.5	* 10.1	* 9.9						
Dekalb	DKC46-79RIB	CB,LL,RR,RW	* 10.3	3250	* 33400	59.6	38	58	32	* 11.6	9.9	9.2						
Steyer Seeds	9401SSRIB	CB,LL,RR,RW	9.0	3260	29500	59.7	37	57	32	8.7	9.7	8.7						
Golden Harvest	G90Y04-3110A	CB,LL,RR-wo	* 10.2	3260	* 33200	59.8	36	55	33	10.7	* 10.0	* 9.9						
100-DAY HYBRID TRIAL AVERAGE##						59.8												
NuTech/G2 Genetics	5F-196	CB,LL,RR	* 10.3	* 3290	* 33800	59.9	35	60	34	* 11.2	* 10.2	9.4						
Dairyland	HiDF3197RA	CB,LL,RR,RW	9.9	3230	31900	60.0	38	58	32	10.4	9.3	* 10.0						
LG Seeds	LG5415STXRIB	CB,LL,RR,RW	9.0	3260	29300	60.1	37	57	32	9.9	8.6	8.5	7.5	* 3370	25400	* 8.8	5.0	8.7
95-DAY HYBRID TRIAL AVERAGE##						60.1												
Masters Choice	MCT4572	CB,LL,RR	9.5	3210	30700	60.2	36	55	33	10.3	8.3	* 9.9						
LG Seeds	LG5470STXRIB	CB,LL,RR,RW	9.8	* 3300	* 32600	60.6	36	60	33	10.0	9.5	* 9.9						
Foundation Direct	HDS90	None-ND	8.9	* 3400	30200	60.6	36	62	33	9.3	8.4	8.9	7.4	3310	24500	8.5	5.1	8.6

CONTINUED.

SILAGE TRIALS

Table 18 (continued). North Central Zone - Early Maturity Silage Trial. (page 2 of 2)

98 day Relative Maturity or earlier based on company rating (Chippewa Falls= CHP, Marshfield= MAR, Valders= VAL)

Brand	Hybrid	Traits†	2016							2015								
			Average			Moist	NDF	NDFD	Starch	Yield (T/A)			Average					
			Yield (T/A)	Milk per Ton	Milk per Acre					CHP	MAR	VAL	Yield (T/A)	Milk per Ton	Milk per Acre	CHP	MAR	VAL
Golden Harvest	G98L17-3000GT	CB,LL,RR,RW	* 10.9	* 3290	* 35900	60.8	36	59	33	* 11.3	* 11.1	* 10.3						
Golden Harvest	G95D32-3110	CB,LL,RR	* 10.6	3230	* 34200	60.9	35	56	34	* 11.3	* 10.6	* 9.8	* 8.0	3360	* 27100	8.5	6.2	9.4
DuPont Pioneer	P9789AMXT	CB,LL,RR,RW	9.7	3280	31900	60.9	37	60	32	10.2	* 10.3	8.7						
Mycogen	TMF94L37	CB,LL,RR,RW	* 10.5	3020	31900	60.9	40	55	28	* 11.3	9.7	* 10.7						
Dekalb	DKC46-36RIB	CB,LL,RR,RW	* 10.2	* 3290	* 33600	61.3	36	59	33	* 12.0	* 10.1	8.4	7.8	* 3370	* 26400	* 8.8	5.9	8.6
Foundation Direct	HDS95	None-ND	* 10.3	3070	31500	61.9	38	53	31	10.4	* 10.2	* 10.2						
Great Lakes	4879STXRIB	CB,LL,RR,RW	9.7	3200	31200	62.1	37	59	32	10.1	* 10.1	9.0						
Mycogen	TMF2Q419	CB,LL,RR,RW	9.5	3100	29500	62.5	40	56	29	10.2	9.5	8.8						
InVision	FS 42TV1RIB	CB,RR	8.4	3030	25400	63.3	38	56	29	9.4	8.9	6.8	7.1	3290	23400	8.1	4.9	8.3
Legend Seeds	LR9697GENSSRIB	CB,LL,RR,RW	9.2	3160	29200	63.3	39	56	31	10.6	8.5	8.6						
MEAN			9.6	3280	31500	59.0	37	57	33	10.1	9.5	9.1	7.6	3340	25400	8.5	5.6	8.7
LSD(0.10)**			0.9	160	3900	2.4	2	2	3	1.2	1.3	1.0	0.9	110	3200	1.1	1.4	1.3

† Traits: CB=Coron Borer, DT=Drought Tolerant, LL=Liberty Link, RR=Roundup Ready, RW=Coron Rootworm, Ify=Leafy, ND=Nutri-Dense, wo=Water Optimize.

Average whole plant moisture of all hybrids in the trial as rated by the participating company maturity rating systems. Ratings are rounded to 5 day increments.

* Hybrids that performed statistically similar to the highest hybrid in the trial.

Shaded results provide the best estimate of relative hybrid performance.

SILAGE TRIALS

Table 19. North Central Zone - Late Maturity Silage Trial. (page 1 of 2)

99 day Relative Maturity or later based on company rating (Chippewa Falls= CHP, Marshfield= MAR, Valders= VAL)

Brand	Hybrid	Traits†	2016										2015					
			Average							Yield (T/A)			Average			Yield (T/A)		
			Yield (T/A)	Milk per (Ton Acre)		Moist %	NDF %	NDFD %	Starch %	CHP	MAR	VAL	Yield (T/A)	Milk per (Ton Acre)		CHP	MAR	VAL
InVision	FS 50VX1RIB	CB,LL,RR,RW	9.3	* 3340	31100	60.6	35	57	34	9.0	9.6	9.3						
Golden Harvest	G01P52-3011A	CB,LL,RR,RW-wo	9.8	* 3320	32500	60.6	34	59	34	* 11.1	9.9	8.4	* 8.3	* 3310	* 27500	* 9.5	* 6.5	* 8.9
Golden Harvest	G01Q76-3010	CB,LL,RR	10.2	3100	31600	61.0	38	57	30	10.2	10.4	10.1						
Prairie Hybrids	2730	None	* 10.8	* 3420	* 37100	61.0	36	59	35	10.8	* 10.9	10.9	* 8.5	3190	* 27100	* 9.9	* 6.8	* 8.7
Legend Seeds	LR94A01-3011A	CB,LL,RR,RW	9.4	* 3300	31100	61.1	36	58	33	10.6	9.2	8.4						
InVision	FS 53UX1RIB	CB,LL,RR,RW	9.9	* 3340	33100	61.2	34	59	35	* 11.1	9.4	9.3						
Legacy Seeds	L4433	CB,LL,RR,RW-wo	10.2	3230	33100	61.5	36	57	32	* 11.0	* 10.7	8.8	7.8	* 3300	* 25900	* 9.6	5.7	* 8.2
LG Seeds	LG5501VT2PRIB	CB,RR	9.2	3260	30000	61.6	38	58	31	10.0	8.4	9.2						
Federal Hybrids	5370SS	CB,LL,RR,RW	10.3	* 3380	* 35000	61.7	35	58	35	* 11.2	10.1	* 9.7						
Golden Harvest	G01P52-3122	CB,LL,RR,RW-wo	9.7	3240	31600	61.9	36	57	32	* 11.4	8.7	9.2						
Latham	LH5335SS	CB,LL,RR,RW	* 10.7	* 3320	* 35700	62.2	35	57	34	* 11.1	10.4	10.7						
Tracy Seeds	T102-14(Vip3011A)	CB,LL,RR-wo	9.7	3160	30500	62.3	37	58	31	10.9	9.3	8.8						
Prairie Hybrids	3415	None	* 10.7	* 3410	* 36400	62.4	36	60	35	* 11.4	9.9	10.7						
Steyer Seeds	STAX61031TM	CB,DT,RR	10.4	3240	33600	62.7	36	57	33	* 11.1	10.1	10.0						
Dairyland	DS9403	CB,LL,RR,RW	10.3	* 3300	* 33900	62.7	37	60	32	10.2	* 10.6	10.0						
Mycogen	TMF99Q47RA	CB,LL,RR,RW	9.9	3220	32100	62.9	37	61	32	10.8	10.1	8.9						
Latham	LH5215VT2PRO	CB,RR	10.0	3250	32500	63.0	38	61	31	10.8	10.0	9.3						
InVision	FS 54ZX1RIB	CB,LL,RR,RW	9.5	* 3370	32000	63.0	36	59	33	10.8	8.5	9.0	7.5	* 3280	24700	8.2	* 6.5	7.9
100-DAY HYBRID TRIAL AVERAGE##						63.5												
Dairyland	HiDF3700RA	CB,LL,RR,RW	* 10.6	3190	* 33900	63.8	37	60	31	10.6	* 10.5	10.9						
NuTech/G2 Genetics	5F-701	CB,LL,RR	10.1	* 3360	* 34000	63.9	35	63	33	* 11.3	10.3	8.7						
105-DAY HYBRID TRIAL AVERAGE##						64.5												
InVision	FS 52ZX1RIB	CB,LL,RR,RW	9.3	* 3270	30500	64.5	38	58	31	10.3	8.5	9.2	6.5	3210	20900	7.0	4.9	7.6
Tracy Seeds	T104-13(3000GT)	CB,LL,RR,RW	10.0	3220	32100	64.5	36	60	32	* 11.1	10.0	8.9						
Steyer Seeds	10503SIRIB	CB,LL,RR,RW	9.7	3130	30200	64.5	37	57	30	* 11.6	9.1	8.3	7.8	3220	25100	8.5	6.3	* 8.6
Channel	205-19STXRIB	CB,LL,RR,RW	9.9	3160	31500	64.8	37	60	31	10.5	9.8	9.5	8.0	3210	* 25800	* 9.5	* 6.5	* 8.1
Renk	RK724R	RR	9.8	3160	31000	64.9	37	60	31	10.4	9.0	* 9.9						
Dairyland	HiDF3099-9	CB,LL,RR,RW	10.4	* 3270	* 33900	64.9	38	59	31	10.9	* 10.9	9.5	* 8.3	3150	* 26200	* 10.3	6.2	* 8.3
NuTech/G2 Genetics	5H-502(AM)	CB,LL,RR	9.7	3130	30300	65.3	37	59	30	9.8	10.1	9.1						
Federal Hybrids	5550SSRIB	CB,LL,RR,RW	10.0	3120	31100	65.6	37	58	31	10.4	10.2	9.3						
Legacy Seeds	L6334	CB,LL,RR,RW	* 10.6	3130	33100	65.7	38	64	29	* 11.0	10.3	* 10.5						
Federal Hybrids	5440SSRIB	CB,LL,RR,RW	9.9	3160	31400	65.9	38	58	30	10.7	10.2	8.8						
Dekalb	DKC52-68RIB	CB,RR	* 10.5	* 3420	* 35900	66.0	36	62	34	* 11.9	9.6	* 9.9						
Dairyland	HiDF3702-9	CB,LL,RR,RW	10.2	3240	33200	66.3	37	60	31	10.6	* 10.7	9.2						
Dairyland	HiDF3103-9	CB,LL,RR,RW	* 10.5	3050	32000	66.3	41	56	28	10.7	9.9	10.8						

CONTINUED.

SILAGE TRIALS

Table 19 (continued). North Central Zone - Late Maturity Silage Trial. (page 2 of 2)

99 day Relative Maturity or later based on company rating (Chippewa Falls= CHP, Marshfield= MAR, Valders= VAL)

Brand	Hybrid	Traits†	2016										2015							
			Average							Yield (T/A)			Average			Yield (T/A)				
			Yield (T/A)	Milk per		Moist %	NDF %	NDFD %	Starch %	CHP	MAR	VAL	Yield (T/A)	Milk per		Yield (T/A)	CHP	MAR	VAL	
Dahlman	R52-352SSRIB	CB,LL,RR,RW	9.3	3160	29400	66.4	40	57	30	10.4	9.5	7.9								
Dairyland	HiDF3605RA	CB,LL,RR,RW	* 10.7	2980	31900	66.4	39	56	28	10.9	* 11.0	* 10.2								
Channel	203-01STXRIB	CB,LL,RR,RW	9.6	* 3310	31900	66.5	39	62	31	10.9	9.1	8.8								
Prairie Hybrids	5200	None	* 11.0	3140	* 34800	66.5	38	59	30	* 11.4	* 11.4	* 10.3	* 8.4	3190	* 26900	* 9.5	* 7.1	* 8.6		
DuPont Pioneer	P0496AMX	CB,LL,RR,RW-wo	9.2	3240	30100	66.7	38	60	31	10.5	8.3	9.0								
Legend Seeds	LR97S00GENSSRIB	CB,LL,RR,RW	9.3	2900	26900	67.0	40	58	26	10.3	8.6	8.9								
Renk	RK629VT3P(RIB)	CB,RR,RW	9.6	3190	30900	67.2	39	59	30	10.7	9.0	9.2	7.3	* 3290	24200	8.9	5.2	7.9		
Steyer Seeds	10303SSRIB	CB,LL,RR,RW	9.0	2970	26800	67.2	40	57	28	10.0	8.4	8.6								
Steyer Seeds	10403SSRIB	CB,LL,RR,RW	10.0	3070	30600	67.3	40	56	29	10.3	9.3	10.2								
110-DAY HYBRID TRIAL AVERAGE##						67.4														
Steyer Seeds	EXPJ1005W	None	* 11.2	2430	27300	70.1	44	58	18	* 12.2	* 11.6	* 9.7								
MEAN			10.0	3200	32000	64.2	37	59	31	10.8	9.8	9.4	7.7	3190	24600	8.8	6.3	8.1		
LSD(0.10)**			0.8	150	3400	2.2	2	2	3	1.2	1.2	1.3	0.7	100	2700	1.1	1.2	1.3		

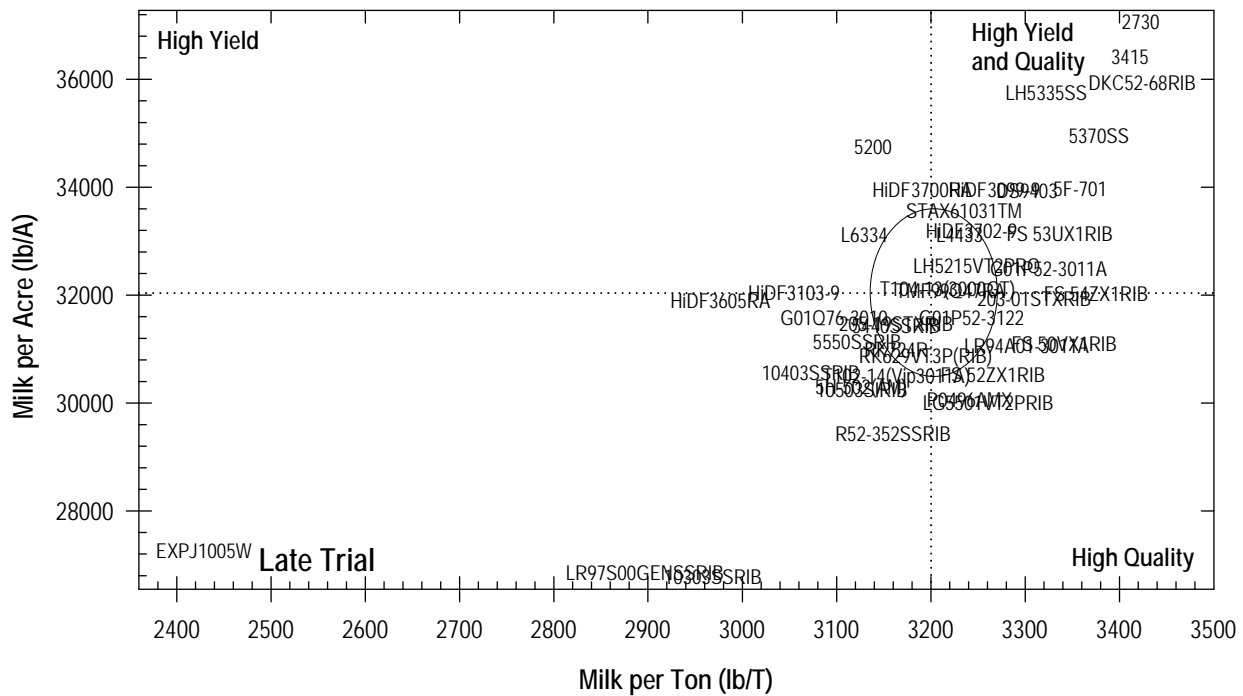
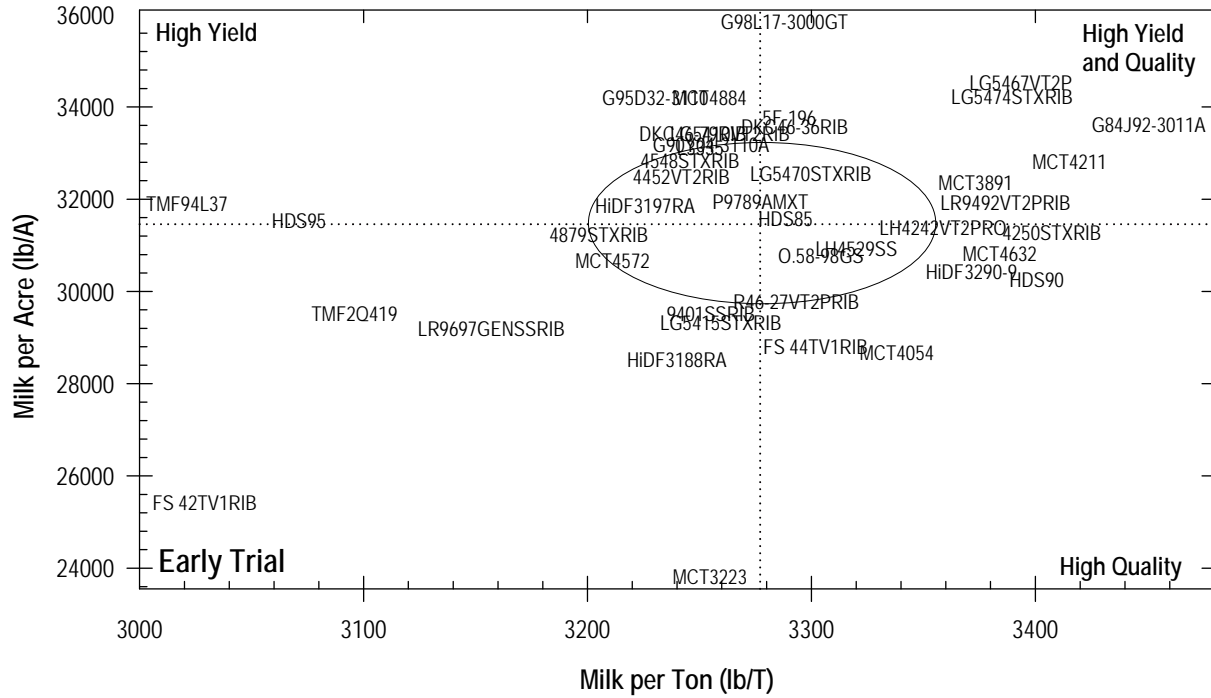
† Traits: CB=Coron Borer, DT=Drought Tolerant, LL=Liberty Link, RR=Roundup Ready, RW=Coron Rootworm, Ify=Leafy, ND=Nutri-Dense, wo=Water Optimize.

Average whole plant moisture of all hybrids in the trial as rated by the participating company maturity rating systems. Ratings are rounded to 5 day increments.

* Hybrids that performed statistically similar to the highest hybrid in the trial.

Shaded results provide the best estimate of relative hybrid performance.

Figure 4. Relationship between Milk per Acre and Milk per Ton of corn hybrids in North Central Wisconsin during 2016.



SILAGE TRIALS

Table 20. Northern Zone Silage Trial.

(Coleman= COL, Marshfield= MAR Spooner irrigated sand= SPI, Spooner dryland silt loam= SPS)

Brand	Hybrid	Traits†	2016											2015											
			Average				Yield (T/A)				Average			Yield (T/A)											
			Yield (T/A)	Milk per Ton	Moist %	NDF %	NDFD %	Starch %	COL	MAR	SPI	SPS	Yield (T/A)	Milk per Ton	Moist %	NDF %	NDFD %	Starch %							
Foundation Direct	HDS84	None-ND	8.1	* 3560	28700	51.4	36	60	36	8.0	8.6	8.5	7.1												
Dairyland	HiDF3290-9	CB,LL,RR,RW	* 9.8	* 3480	* 34400	51.8	37	58	35	9.3	* 10.8	* 10.4	* 8.9	* 8.8	3260	* 28700		* 9.3	* 6.9	* 10.0	* 9.0				
Legacy Seeds	L2735	CB,LL,RR,RW	8.9	* 3480	31200	52.1	37	59	35	8.7	9.5	9.4	8.2												
NK Brand	N18Q-3011A	CB,LL,RR,RW-wo	9.1	3420	31000	53.1	38	58	34	9.6	9.7	9.1	7.8												
85-DAY HYBRID TRIAL AVERAGE##							54.3																		
Dairyland	HiDF3188RA	CB,LL,RR,RW	8.8	* 3500	30800	56.3	36	62	35	* 10.0	8.9	9.2	7.1												
Viking	O.42-92GS	None	9.3	* 3500	32400	56.3	36	60	35	9.3	9.5	* 10.0	8.2												
Federal Hybrids	4470VT2P	CB,RR	9.0	3400	30500	56.5	38	58	33	9.4	9.1	9.3	8.0												
Federal Hybrids	4160VT2PRIB	CB,RR	* 10.0	* 3450	* 34500	57.3	36	58	35	* 10.4	9.4	* 10.6	* 9.3												
90-DAY HYBRID TRIAL AVERAGE##							57.5																		
Dekalb	DKC40-77RIB	CB,LL,RR,RW	8.5	* 3510	29800	57.8	35	58	36	8.7	9.0	9.0	7.3												
Legacy Seeds	L2924	CB,RR	9.7	3360	32600	58.1	37	58	33	* 10.9	9.6	9.5	* 8.6												
Channel	193-53STXRIB	CB,LL,RR,RW	9.5	* 3470	32800	58.3	37	60	34	* 10.5	9.7	9.1	8.5												
Legacy Seeds	L3335	CB,LL,RR-wo	* 9.9	3380	* 33400	58.8	37	57	34	* 10.1	10.3	* 10.1	* 9.0												
Great Lakes	3847VT2RIB	CB,RR	8.3	* 3460	28900	58.8	36	60	34	8.3	8.2	8.5	8.3												
NK Brand	N27P-3110A	CB,LL,RR-wo	* 10.0	* 3470	* 34600	58.9	35	59	35	* 10.0	10.0	* 10.3	* 9.6												
Federal Hybrids	4240VT2PRIB	CB,RR	9.0	3380	30500	59.6	37	58	33	9.7	9.2	8.7	8.5												
95-DAY HYBRID TRIAL AVERAGE##							59.7																		
Great Lakes	4250STXRIB	CB,LL,RR,RW	9.0	* 3480	31500	59.9	36	61	35	9.8	9.6	8.8	8.0												
Dekalb	DKC45-65RIB	CB,LL,RR,RW	* 9.8	3430	* 33600	60.0	36	61	34	9.9	* 10.5	* 10.3	8.5	7.7	* 3360	26000		8.4	* 6.8	7.8	8.0				
PIP	4595(GT)	RR	9.5	* 3550	* 33600	60.1	35	63	35	* 10.7	8.8	9.0	* 9.4												
Foundation Direct	2500	None	9.7	2990	29100	60.3	39	59	27	9.6	* 10.7	9.4	* 9.2												
Channel	194-14VT2PRIB	CB,RR	9.2	3410	31500	60.4	35	60	35	9.8	10.1	8.9	8.0	7.0	3260	22900		7.6	5.2	7.0	8.2				
DuPont Pioneer	P9789AMXT	CB,LL,RR,RW	* 10.2	* 3490	* 35800	60.6	36	64	34	* 10.1	* 11.1	* 10.8	* 9.0	* 8.0	3250	25900		* 8.5	6.1	* 8.6	* 8.7				
Dekalb	DKC45-07RIB	CB,LL,RR,RW	9.2	3440	31700	60.9	37	61	33	* 10.2	9.5	9.2	7.9												
Dairyland	HiDF3197RA	CB,LL,RR,RW	9.6	3330	32000	61.4	40	60	31	* 10.6	9.8	* 10.1	8.0												
Channel	198-98STXRIB	CB,LL,RR,RW	* 10.4	3320	* 34600	63.1	36	60	32	* 11.1	9.7	* 11.3	* 9.6												
MEAN			9.4	3430	32100	58.0	37	60	34	9.8	9.6	9.6	8.4	7.8	3280	25500		8.0	6.2	8.2	8.7				
LSD(0.10)**			0.6	110	2600	2.6	2	2	2	1.1	0.8	1.4	1.0	0.8	70	2600		0.9	1.1	1.6	1.6				

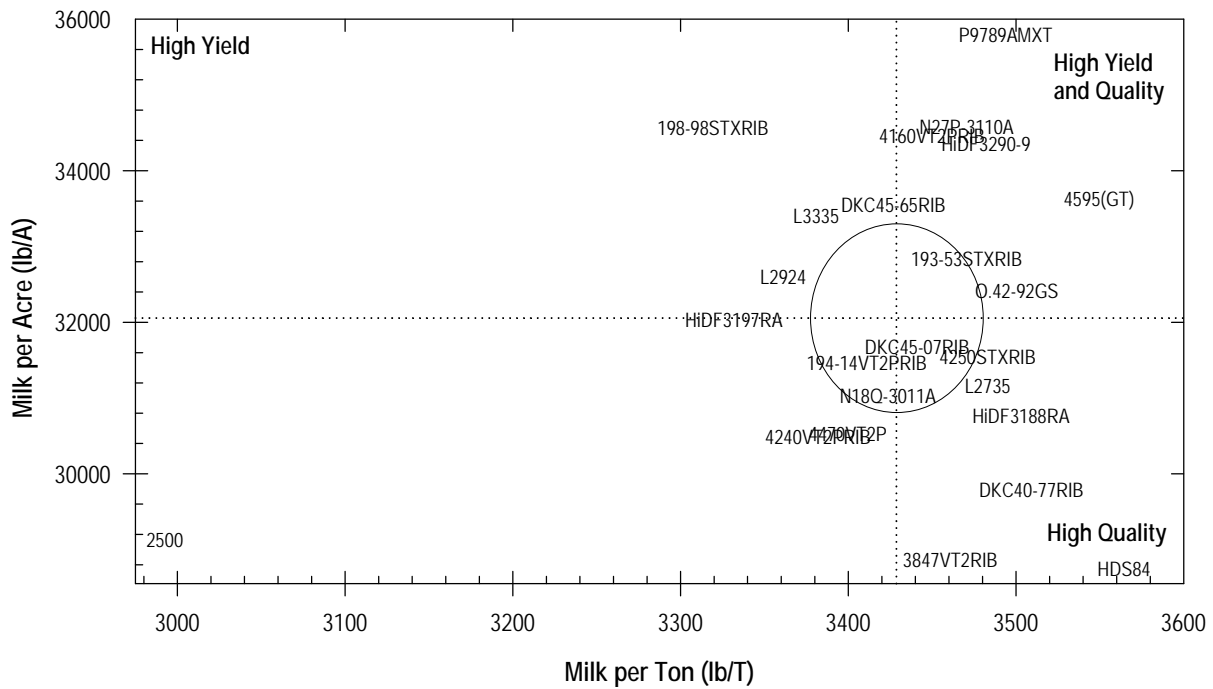
† Traits: CB=Corn Borer, DT=Drought Tolerant, LL=Liberty Link, RR=Roundup Ready, RW=Corn Rootworm, Ify=Leafy, ND=Nutri-Dense, wo=Water Optimize.

Average whole plant moisture of all hybrids in the trial as rated by the participating company maturity rating systems. Ratings are rounded to 5 day increments.

* Hybrids that performed statistically similar to the highest hybrid in the trial.

Shaded results provide the best estimate of relative hybrid performance.

Figure 5. Relationship between Milk per Acre and Milk per Ton of corn hybrids in Northern Wisconsin during 2016.



ORGANIC TRIALS

Table 21. South Central Zone - Organic Grain Trial.

(Fond du Lac= FON, Galesville= GAL, Hancock= HAN)

Brand	Hybrid	Traits†	2016									2015				
			Average						Yield (bu/A)			Average		Yield (bu/A)		
			Yield (bu/A)	P.I. #	Moist %	Test Wt.	Lodge %	FON	GAL	HAN	Yield (bu/A)	P.I. #	FON	GAL	HAN	
Masters Choice	MC4880	None	197	98	21.5	54	7	173	199	217						
Foundation Organic	8762UT	None	207	* 101	21.6	55	3	189	211	213						
Viking	O.79-99N	None	* 213	* 102	22.2	51	2	200	* 228	211						
Viking	O.35-99N	None	195	98	22.2	53	3	182	204	202	191	96	206	220	150	
Viking	O.69-99N	None	190	97	22.3	54	2	164	207	205						
Masters Choice	MC4630	None	177	93	22.4	56	2	179	151	179						
Foundation Organic	ORG8700	None	197	98	22.6	52	1	197	183	212	205	99	220	204	184	
Blue River Hybrids	43T35	None	206	* 100	22.8	52	2	202	199	223						
Viking	O.58-98N	None	190	96	23.0	52	1	190	184	198	200	98	214	222	171	
100-DAY HYBRID TRIAL AVERAGE##					23.2											
Organic	UW Check B	None	* 225	* 105	23.7	55	1	* 213	* 233	* 225	* 237	* 106	232	* 264	* 213	
Masters Choice	MC5250	None	* 221	* 103	24.0	54	4	* 218	216	* 228						
Foundation Organic	ORG8586	None	176	92	24.2	50	3	160	194	182						
105-DAY HYBRID TRIAL AVERAGE##					25.1											
Blue River Hybrids	49K70	None	209	* 100	25.1	53	1	* 225	188	217						
Foundation Organic	ORG8507	None	* 217	* 102	25.2	53	2	* 213	221	* 225	* 224	101	* 235	233	* 204	
Blue River Hybrids	51T59	None	* 225	* 104	25.3	53	2	209	222	* 247						
Foundation Organic	OR8331	None	* 219	* 102	25.7	52	2	204	* 243	215						
Viking	O.79-03N	None	* 233	* 105	26.2	52	1	* 227	* 243	* 229						
Blue River Hybrids	48G35	None	* 217	* 101	26.5	52	2	* 221	212	223						
MEAN			206	100	23.7	53	2	198	208	214	211	100	225	223	185	
LSD(0.10)**			23	6	0.9	1	3	17	18	22	17	4	14	21	16	

Average grain moisture of all hybrids in the trial as rated by the participating company maturity rating systems. Ratings are rounded to 5 day increments.

* Hybrids that performed statistically similar to the highest hybrid in the trial.

Shaded results provide the best estimate of relative hybrid performance.

ORGANIC TRIALS

Table 22. North Central Zone - Organic Grain Trial.

(Chippewa Falls= CHP, Marshfield= MAR, Seymour= SEY, Valders= VAL)

Brand	Hybrid	Traits†	2016									2015					
			Average			Moist %	Test Wt.	Lodge %	Yield (bu/A)			Average		Yield (bu/A)			
			Yield (bu/A)	P.I. #	#				CHP	MAR	VAL	Yield (bu/A)	P.I. #	CHP	MAR	SEY	VAL
Organic	UW Check C-HW	None	167	95	20.7	54	0	132	*172	194	180	101	196	145	201	177	
Organic	UW Check C	None	170	96	21.1	55	0	127	*184	*198	174	99	190	133	194	180	
Masters Choice	MC4050	None	*185	*99	21.1	54	5	190	150	*214							
Foundation Organic	ORG8801	None	*210	*106	21.6	55	2	*241	*194	196	185	101	190	145	201	*198	
90-DAY HYBRID TRIAL AVERAGE##						21.8											
Viking	O.24-95N	None	172	95	21.9	52	5	162	*166	186							
Foundation Organic	ORG8780	None	180	*98	22.0	52	4	174	*168	*198	183	100	173	170	196	*196	
95-DAY HYBRID TRIAL AVERAGE##						22.3											
Viking	51-95UNT	None	*196	*102	22.3	54	1	187	*194	*205	194	103	192	174	200	*211	
Viking	O.31-92N	None	*200	*103	22.9	54	2	209	*191	*199							
Foundation Organic	ORG8700	None	*197	*102	23.1	52	1	188	*189	*215							
Blue River Hybrids	33A16	None	*198	*102	23.1	54	3	*217	*177	*198							
MEAN			187	100	22.0	54	2	183	179	200	180	100	184	153	193	192	
LSD(0.10)**			27	8	1.3	2	3	29	30	18	13	4	12	17	18	28	

Average grain moisture of all hybrids in the trial as rated by the participating company maturity rating systems. Ratings are rounded to 5 day increments.

* Hybrids that performed statistically similar to the highest hybrid in the trial.

Shaded results provide the best estimate of relative hybrid performance.

REFUGE GRAIN TRIALS

Table 23. Southern Zone - Refuge Grain Trial.

(Arlington= ARL, Janesville= JAN, , Montfort=MON)

Brand	Hybrid	Traits†	2016						2015						
			Average			Yield (bu/A)			Yield (bu/A)			Yield (bu/A)			
			Yield (bu/A)	P.I. #	Moist %	Test Wt.	Lodge %	ARL	JAN	MON	Yield (bu/A)	P.I. #	ARL	JAN	MON
Cornelius	C490	None	* 234	* 106	23.6	51	1	* 201	* 240	* 262	* 240	* 106	* 261	243	* 217
O'Brien Hybrids	OB3106GT	RR	206	99	23.9	53	2	* 186	223	208					
Cornelius	C574	None	* 230	* 104	24.4	52	0	182	* 252	* 256	* 245	* 105	* 287	* 259	* 190
O'Brien Hybrids	OB1105	None	201	97	24.6	52	7	177	215	210					
105-DAY HYBRID TRIAL AVERAGE##					24.8										
O'Brien Hybrids	OB1104	None	* 216	* 101	24.8	52	1	165	* 246	* 236					
O'Brien Hybrids	OB1165	None	188	94	24.8	52	9	171	212	179					
O'Brien Hybrids	OB1108	None	206	97	25.1	53	10	160	222	234					
O'Brien Hybrids	OB3108GT	RR	211	100	25.1	54	2	* 187	218	229					
O'Brien Hybrids	OBX1103	None	* 218	* 101	25.4	52	2	181	* 226	* 248					
O'Brien Hybrids	OBX107	None	207	98	25.7	50	2	164	* 226	232					
Cornelius	C621	None	* 223	* 102	25.8	54	1	176	* 240	* 255					
MEAN			213	100	24.9	52	3	177	229	232	226	100	248	241	190
LSD(0.10)**			19	5	1.0	1	7	16	27	26	24	9	36	22	33

† Traits: RR = Roundup Ready, wo = Water Optimize.

Average grain moisture of all hybrids in the trial as rated by the participating company maturity rating systems. Ratings are rounded to 5 day increments.

* Hybrids that performed statistically similar to the highest hybrid in the trial.

Shaded results provide the best estimate of relative hybrid performance.

HYBRID COMPARISONS

Table 24. Comparisons over time of all hybrids tested between 2016 and 2014. A star (*) indicates that the hybrid performed statistically similar to the highest hybrid for yield or performance index (P.I. or Milk2006) in one or more zones.

Brand Hybrid	Year(s) tested	Brand Hybrid	Year(s) tested	Brand Hybrid	Year(s) tested	Brand Hybrid	Year(s) tested
AgriGold		AgriGold		AgriGold		Dairyland	
A6179STXRIB	16,15	*40R73	14,12*	*209-53STXRIB	15*,14*,13*	DS1088	14
A6199STXRIB	16,15	*41R00	14*,13*,12*	*211-24STXRIB	14*,13	DS1091	16
A6202VT3PRIB	14	*43L96	15,14*,13*	*211-35STXRIB	16,15*	DS6409	14
A6217STX	14	*43T35	16*	213-59STXRIB	16	*DS6805	14*
A6217STXRIB	15	*48G35	16*	Cornelius		DS6905	14
A6237STX	16	*49K70	16*	C265SS	14,13	*DS7085	14,13,12*
A6252STXRIB	14,13	*51T59	16*	C284DP	14	*DS7294	16*
A6257STX	15,14,13	*53H36	15*	*C287SS	15,14*	DS9093	14
A6257STXRIB	16	53L96	14	C290	15	*DS9106	16*
A6267STXRIB	16,15,14*	Brunner		C290XTLL	14	DS9186RA	15
A6283VT2PRIB	16	2822GT	16,15,13	C296	15	DS9198	15
A6300STX	14	2853GTCBLL	14	C297GTA	14	DS9198RA	16
A6300STXRIB	16,15	2855	15	C324DP	16	*DS9203	15*
A6346STX	16	2865	16	C325SS	15,14,13	DS9204	16
A6351STX	14	2865GTA	16	C338DPDG	16,14	DS9305RA	14
A6351STXRIB	16	*2883GT	14*	*C344VT3P	15*,14*,13*,12*	DS9307RA	15
A6355STX	15	2894-3010A	15	*C374	15*,14,13*	DS9307SSX	14
A6355STXRIB	16	2894GT-3110A	16	C380DP	16	DS9311RA	14
A6358VT3PRIB	15,14*	*3915	16,15*,14*	C380SS	15	*DS9403	16*
A6376STXRIB	14	*3915-3010	15,14*,13*	*C408DP	16*	DS9409RA	15
A6408VT3PRIB	15,14,13	3915GT-3110	16	C424VT3P	14,13	*DS9487RA	15,14*,13*
A6413STXRIB	16	*3920	16,15*	*C428	15*,13*	*DS9508RA	16,15*
A6416STXRIB	16,15,14*	3936	14	C449DP	15	*DS9513	16*
A6424GT3VIP	16	*3948	14*	*C457SS	16,15*,14*	*DS9593	15*
A6441STX	15	3955	16,15	*C490	16*,15*,14*	DS9599	16,15
A6441STXRIB	16	*3992GTA	16,15*	C495DP	16	DS9686	16
A6442STXRIB	16,15*,14*	4005	15	*C510	14,13*	*DS9693	15*
A6458VT3PRIB	16,15,14,13*	4023	15	*C533SS	15,14,13,12*	DS9694RA	14
A6462STX	14	4044	16	*C574	16*,15*	DS9701	15
A6462STXRIB	16,15*	*4076GT-3111	16*	*C574DP	16*,15*	DS9701RA	16
A6472VT3PRIB	14	4095ND-3011	15	*C574SS	15*,14*,13*	*DS9713RA	14*
A6499STXRIB	16	4105GT3	14	*C576SS	15,14*	DS9787SSX	16
A6533VT3PRIB	16,15*,14,13	Burrus		*C594VT3P	16*,15*,14*,13*,12*	DS9791RA	15,14,13
A6538STX	14	*6T54-3000GT	15*	C596-5122	14	*DS9802	16*
A6542STX	15	Channel		*C602	15*	*DS9805	15*
A6553STXRIB	15	187-42VT2PRIB	15	*C602SS	16,15*,14*,13	DS9900SSX	14
A6559STXRIB	15,14	*189-03VT2PRIB	15,14*	*C621	16*	DS9905SSX	15
Beck's		190-13VT2PRIB	16,14	*C621SS	16*,15*,14*	DS9911	16
4606V2P	16	191-87STXRIB	15,14	*C628	15*	*EXP10006	14*
4617SX	16	*193-53STXRIB	16*	*C628VT3P	15*,14*,13	*EXP10509	14*
4721AM	16	194-14VT2PRIB	16,15	*C634SS	16*	EXP10707	16
4919SX	16	*194-63STXRIB	14*	*C728RR	15*	*EXP11213	16*
5162A3	16	*195-58STXRIB	16,15*,13*	*C732	16*	*HIDF3099-9	16*,15*
5234AMX	16	*196-77STXRIB	14,13*	C732-3000GT	15	*HIDF3103-9	16*
5337SX	16	*197-33STXRIB	14*,13*	*C733SS	16*,15*	*HIDF3105RA	15,14*
5515	16	197-50STXRIB	15	*C744SS	15*	*HIDF3108RA	15*,14*,13*
5665AMX	16	*197-68STXRIB	15*,14*,13*	Dahlman		*HIDF3188-6	15*
5828AMX	16	*198-98STXRIB	16*	D42-05	14	*HIDF3188RA	16*,14*
5829A4	16	201-28VT2PRIB	16	R39-11	14	*HIDF3197-7	15*,14*,13*,12*
6076SX	16	201-39STXRIB	14,13	R41-28VT2PRIB	14	HIDF3197RA	16
6165AMX	16	*202-52STXRIB	16,15*	*R43-23VT2PRIB	15,14,13*	*HIDF3290-9	16*,15*,14*,13,12*
6365AMX	16	*202-64STXRIB	14*	R43-26VT2PRIB	16	*HIDF3510SSX	16*,15*,14*,13*
Blue River Hybrids		*203-01STXRIB	16*	R44-25VT2PRIB	16	*HIDF3605-9	15*
14A91	14	*203-44STXRIB	14*,13*	*R44-26VT2PRIB	16,15*,13*	*HIDF3605RA	16*
23A71	14,12	203-88STXRIB	15	*R44-66	14*,13*,12*	*HIDF3700RA	16*
26A17	15,14,12	*205-19STXRIB	16,15*	*R45-22VT2PRIB	15*,14*	*HIDF3700SSX	15*
33A16	16	206-30STXRIB	16	*R45-28VT2PRIB	16,15*	*HIDF3702-9	16*,15*,14,13,12*
33L90	15,14,13*,12	*206-78STXRIB	14*	*R46-27VT2PRIB	16*,15*,14*,13*	*HIDF3808RA	16*
35M70	15,14	*207-27STXRIB	16*,15*	*R47-35VT3PRIB	14,13*	*HIDF3808SSX	15*
37K90	15,14*	*208-49STXRIB	14*	*R48-32VT3PRIB	15,14,13*	Dekalb	
		209-46STXRIB	15,14	R52-352SSRIB	16	DKC31-01RIB	14
						DKC32-12RIB	16

HYBRID COMPARISONS

Table 24 (continued). Comparisons over time of all hybrids tested between 2016 and 2014. A star (*) indicates that the hybrid performed statistically similar to the highest hybrid for yield or performance index (P.I. or Milk2006) in one or more zones.

Brand Hybrid	Year(s) tested	Brand Hybrid	Year(s) tested	Brand Hybrid	Year(s) tested	Brand Hybrid	Year(s) tested
DKC32-92RIB	14	P9305AM	14	ORG8972	16	Great Lakes	
DKC34-82RIB	16,15	*P9526AM	15*,14*			3337VT2RIB	16,15
DKC35-88RIB	16	P9644AMX	14	Foundation Organic		3510VT2RIB	16,15,14
DKC36-28RIB	15	*P9690AM	16,14*	*8762UT	16*,14*	*3847VT2RIB	16*,15*,14*
DKC36-30RIB	16,14	*P9789AMXT	16*,15*	*OR8330	14*	4006VT2PRIB	14
DKC37-86RIB	15	P9807AM	15	*OR8331	16*,14*,13*	4037STXRIB	16
DKC38-04RIB	15,14,13	*P9840AM	16*	OR8585	14	*4250STX	14*
DKC39-27RIB	16,15	*P9910AM1	15,14*,13*,12*	*OR8660	14*	*4250STXRIB	16*
DKC40-77RIB	16	*P9917AMX	14,13*	OR8770	14	*4250VT2RIB	15*
DKC41-32RIB	14			OR8843	14	4452STX	15
DKC43-10RIB	14,13*	Elk Mound Seeds		ORG8383	15	*4452VT2RIB	16*
DKC44-13RIB	15,14	8715	14	*ORG8507	16*,15*	*4548STXRIB	16*,15*
DKC45-07RIB	16	*EMS9315	15*	*ORG8513	15,14,13*,12*	*4699VT3PRIB	14*
DKC45-65RIB	16,15*			ORG8586	16	*4879STXRIB	16*,15*,14,13*
DKC46-20RIB	14,13*	Federal Hybrids		*ORG8700	16*,15	*5015STXRIB	14*,13*
DKC46-36RIB	16,15*	3270VT2P	16	*ORG8777	15,14,13*	*5029VT2RIB	16*
DKC46-79RIB	16	3540VT2P	15,14	*ORG8780	16*,15	*5283STXRIB	16*,15,14*,13
DKC47-35RIB	15,14*	3560RR	15	*ORG8801	16*,15	*5368VT3PRIB	14*,13*
DKC48-12RIB	14,13	3660GT3011A	16,15			5428STXRIB	14
DKC49-72RIB	16,15	*3950VT2P	15*	Golden Harvest		5470STXRIB	16,15
DKC50-82RIB	15	3950VT2PRIB	16	*G01P52-3011A	16*,15*,14*,13	*5556VT2RIB	16*
DKC50-84RIB	14	3970VT2	16	G01P52-3122	16	5566STX	14
DKC52-30RIB	15,14	*4030GTCBLL	14*	G01Q76-3010	16	*5688STXRIB	15*,14
DKC52-68RIB	16	*4060VT2P	15*	*G02W74-3000GT	14,13*	*5755STXRIB	16,15,14*
DKC53-56RIB	15,14,13*	4060VT2PRIB	16	G03A50-3010	16	5785VT3PRIB	14,13
DKC53-68RIB	16	*4130VT2P	14*	*G05T82-3122	15*	*5824STXRIB	16*
DKC54-38RIB	16,15,14*	*4160VT2P	15*	G06N80-3111	15,14	*5884VT3PRIB	14,13*
DKC55-09RIB	15,13	*4160VT2PRIB	16*	*G07B39-3111A	15*,14*	*5918STX	14*
DKC55-93RIB	16	*4240VT2P	15*,14*	G07B39-3122	16	*5918STXRIB	15*
DKC56-03RIB	16,15	4240VT2PRIB	16	*G07F23-3111	16,15,14*,13	*5944STX	15*
DKC57-75RIB	15,14,13*	4470VT2P	16	G07V88-5122	14	5944STXRIB	16
DKC57-92RIB	14	4550SSRIB	16	*G09E98-3000GT	15*,14*	*6068STXRIB	16*,15*,14*
DKC58-06RIB	16	4558SSRIB	16	*G09E98-3122	16*	*6185STXRIB	16,15*
DKC58-87RIB	15,14	*4560VT2PRIB	16*	G09M49-5122	14	*6259VT2RIB	16*,15*
DKC60-67RIB	16,15*,14*	4640VT3P	15	G10D98-3122(RIB)	14	6261STX	14
DKC62-08RIB	16,14,13	4640VT3PRIB	14	*G10T63-3122	16*	6261STXRIB	16
DKC63-33RIB	16,15*,14*,13*	4840SS	15	*G12J11-3011A	14*,13	6462STXRIB	16
		5050SS	15	*G12J11-3111A	15*		
DuPont Pioneer		5060VT2P	16	*G12W66-3000GT	16*	Hughes	
35F38	14,13	5140SS	15	G82M47-3110	15	*2987-3000GT	14*,13*
P0062AMX	14,13*	5250SS	15	*G84J92-3011A	16*,15	*5456GT3	14*,13*,12*
P0094AMX	14	*5340GT	15,14*	G85A33-3220RIB	14		
P0157AMX	16,15	*5370SS	16*	*G85L42-3110	14*	InVision	
P0193AM	14	*5440SS	15*	G85Z56-3110A	16	FS 33TV1RIB	16
P0419AMX	15	5440SSRIB	16	*G88M78-3110A	14,13*	*FS 36TV4RIB	16,13*
P0448AMX	15,14*,13*	5530VT3P	15	G88R13-3010	16	*FS 38SV4RIB	14,13*
P0453AM	14,13*	5550SSRIB	16	G90E41-3110A	16	*FS 38TV1RIB	16,15*
P0496AMX	16,14	5615SS	15	*G90Y04-3110A	16*,15*	FS 42TV1RIB	16,15
P0506AM	16,15	5640SS	15	*G92T43-3111	15*,13	*FS 43SV4RIB	14,13*
P0636AM	14			*G92T43-3220EZ	14*	*FS 44TV1RIB	16*
P0825AMXT	16	Foundation Direct		*G93H90-3000GT	15*,14	*FS 46TX1RIB	16*,15
P0921AMXT	16	2500	16	G94B95-3110	16,15	*FS 49TX1RIB	14*
P0993AM1	15,14*,13*	8700	16,15	*G95D32-3110	16*,15*,14*	*FS 50VX1RIB	16*
P1197AM	14	8762	16	G96A69-3111	14	*FS 51TX1RIB	15*,14*
P1197AMXT	16,15	8801	16,15	G96V99-3010	16	*FS 52TX1RIB	14*,13
P1257AMX	14	*8830	16,15,14,12*	G97S12-5222	14	*FS 52ZX1RIB	16*,15
P1257AMXT	15	*88XX	14*	*G98L17-3000GT	16*	*FS 53TV4	14,13*,12*
P1339AM1	14,13*	8907	16	G99Z33-5222A	14	*FS 53UX1RIB	16*
P1498AM1	15,14	8988	16	*SG1922-3011A	14*	*FS 54ZX1RIB	16*,15*,14*
P8542AM	16	*HDS84	16*,15*	SG3482-3111	14	*FS 56VX1RIB	15*,14*
P8673AM	14	*HDS85	16*,15*,14*,13*	*SH2642-3111	14*	*FS 57QX1RIB	14*,13
P8954AM	14	*HDS90	16*,15	*SI4282-3110	14*	*FS 57TX1RIB	16*
P9188AM	16,15*	*HDS95	16*,13			*FS 58QX1RIB	16,15*
P9284AM	15,14*	*ORG8355	16*			*FS 60LX1RIB	16*

HYBRID COMPARISONS

Table 24 (continued). Comparisons over time of all hybrids tested between 2016 and 2014. A star (*) indicates that the hybrid performed statistically similar to the highest hybrid for yield or performance index (P.I. or Milk2006) in one or more zones.

Brand Hybrid	Year(s) tested	Brand Hybrid	Year(s) tested	Brand Hybrid	Year(s) tested	Brand Hybrid	Year(s) tested
FS 60QV1RIB	16	LG5518VT2P	14	*L5516	16*	Masters Choice	
FS 60ZX1RIB	15,14*	LG5520STX	16	*L5522(RIB)	14*	*MC4050	16*,13,12*
FS 61JX1RIB	14	LG5520VT2	16	*L5810	14*,13*,12*	*MC4630	16,15*
FS 61SX1RIB	16,15*	LG5522VT3PRIB	14,13	*L5914	16,15*	*MC480	14*
FS 62SX1RIB	14	*LG5523STXRIB	15*,14*	L5943(RIB)	14	*MC4880	16,13*
FS 62TV1DGRIB	16	*LG5541STXRIB	14*	*L6012(RIB)	14*	*MC5250	16*,15*,14*,13,12*
FS 62VX1RIB	16	*LG5548STXRIB	16*,15*	L6025	15	*MC534	14*,13*
FS 63SX1RIB	16,15,13	LG5565STX	15	*L6334	16*	*MC6470	14*
FS 63ZX1RIB	16	*LG5565STXRIB	16*	*L6913	14*	*MCT3221	15,14,13*
FS 64SX1RIB	16	LG5579VT3PRIB	14	*L6943(RIB)	14*	MCT3223	16
		LG5591STXRIB	16,15*,14*	*L7253	14*,13*	*MCT3891	16*
Jung		*LG5603STX	14*			*MCT4054	16*,14
43DP417RIB	16	*LG5603STXRIB	15*	Legend Seeds		*MCT4211	16*,15*,14*,13*
49SS437RIB	16	*LG5607VT2PRIB	15*,14*	JSC30J286	14	*MCT4564	14*
4D101RIB	14	*LG5612STX	14*	*JSC30J495	14*	MCT4572	16
4D110RIB	14	*LG5612STXRIB	15*	*JSC30J501	14*	*MCT4632	16*
4D113RIB	16,15	*LG5618STXRIB	16*,15*,14*	*JSC30J590	15*,14*	*MCT4881	15*
4D178RIB	16,15	*LG5717VT2P	14*	JSC30J595	14	*MCT4884	16*,14*
4D260RIB	16			*JSC30J605	15*	*MCT527VIP3111	14*
4D331RIB	16,14	Latham		JSC30J684	15	*MCT5371	16*,15*
4D338RIB	15	5829SSRIB	15	*JSC40J501RR	15*,14*	*MCT5375	14*
4D341RIB	16	6040	15	*JSC40J592VT2PRIB	15*,14*	*MCT5454	16*
58SS537RIB	16	EX113GTCBLLRW	16	*JSC47J104-3122	15*,14,13*	*MCT5661	15*
60SS607RIB	16	EX114RRLFY	16	JSC47J486GTCBLL	14	*MCT5663	16*,14,13
7S191RIB	14	*LH4242VT2PRO	16*	*LNG9500RR	14*	*MCT6153	16*,15,14*,13*
7S252RIB	14	*LH4529SS	16*	LNG9505RR	14	MCT6363	16
7S260RIB	15	*LH5215VT2PRO	16*	*LNG9595	14*	*MCT6583	16,15*,14,13
7S316RIB	14,12	*LH5335SS	16*	LR30J685	16	MCT6733	16,15
7S331RIB	15	LH5495-3122	16	*LR55A89GTCBLL	14*		
7S506RIB	16	*LH5715VT2PRO	16*	*LR9090-VIP3111	14*	Miller	
7S555RIB	16,12	*LH6175VT2PRO	16*,15*	LR9300GENSSRIB	14	*M01-41BRGA	14*
7S605RIB	15			LR9402GENSSRIB	14	M05-54	15
7S642RIB	14	Legacy Seeds		LR9405GENSSRIB	16,14,13	*M06-27BR	14*
7S684RIB	15,14*	*L1943	14*	*LR9492VT2PRIB	16*	M27-30BRGV	14
7S686RIB	14	L2314	15	LR9495VT3PRIB	15,13	M57-51BR	14
7S691RIB	15	L2516	16	LR9497GENSSRIB	14	*RX93-42	14*
7S711RIB	16,15,14*	L2643(RIB)	14	*LR94A01-3011A	16*		
7V378RIB	14	*L2735	16*	*LR94A01GTA	15*,14*	Munson	
HDS75S25RIB	15	*L2813	15,14*	LR9503GENSSRIB	15	4309VT2PRIB	16,15
HDS75V25RIB	14	L2845	15	*LR9507GTCBLL	15*,14*,13*	4485-3000GT	14
HDS76S50RIB	15	L2916	16	*LR9583VT2PRIB	16,15,14*	4654-3011A	16,15
HDS76V50RIB	14	*L2924	16,15*	LR9587VT2PRIB	15	4672VT2P	16,15
HDS76V76RIB	14	*L3011	15,14*,13*,12*	LR9600VT2PRIB	16	*4690	14,12*
		L3022	14	LR9608GENSSRIB	16	4808VT2P	16
		L3043(RIB)	15,14	LR9611GENSSRIB	16	*4877GTCBLL	16*
LG Seeds		L3114	15	*LR9691VT2PRIB	16*	*4893-3000GT	14,13*
LG2501VT3PRIB	14,13	*L3115	16*,15	LR9697GENSSRIB	16	*4893GT	15*
LG2549VT3PRIB	14,13	*L3335	16*	LR9701GENSSRIB	16	5011RR	16
LG5369RR	14,12	L3416	16	LR9794GENSSRIB	16	*5011VT2P	15*
LG5375VT2P	15	*L3423	15*,14	LR97A89-3011A	16	*5016VT2P	16*,15*
LG5375VT2RIB	16	L3612	14	LR97S00GENSSRIB	16	5033-3110	15
LG5408VT2PRIB	16,15,14	*L3715	16*	*LR97S05GENSSRIB	16*	*5033-3111	14,13*
LG5410VT2RIB	16	L3813(RIB)	14			*5050	16,15*
LG5415STXRIB	16,15,14	*L3844	14*	Longping		5286VT2P	15,14
LG5427VT2RIB	16	*L3845	15*	LP15M-EX1972	16	5359-3110A	16,15
LG5460STX	15,14	*L4014	15*,14	LP15M-EX2159	16	*5462SS	15*,14
LG5467VT2P	16	L4315	16	LP15M-EX2216	16	*5581VT3PRIB	16,15*,14
LG5470STXRIB	16,15*,14*,13*	*L4343(RIB)	14*	LP15M-EX2218	16	5639VT2P	16
LG5474STXRIB	16	*L4424	15*	LP15M-EX2241	16	5731VT2P	15
LG5499STXRIB	16,15*,14*,13*	*L4433	16,15*,14*	LP15M-EX2243	16	5731VT3P	14
LG5501VT2P	15	L4445	16	LP15M-EX2248	16	5803	14
LG5501VT2PRIB	16	*L4714	15*	LP15M-EX2253	16	5803RR	15
LG5502STXRIB	15	*L5350	14*,13*,12*			*5857-3000GT	14,13*,12*
LG5507STX	15	*L5350-3122EZR	15*,14*			5857-3111	15
LG5507STXRIB	16						

HYBRID COMPARISONS

Table 24 (continued). Comparisons over time of all hybrids tested between 2016 and 2014. A star (*) indicates that the hybrid performed statistically similar to the highest hybrid for yield or performance index (P.I. or Milk2006) in one or more zones.

Brand Hybrid	Year(s) tested	Brand Hybrid	Year(s) tested	Brand Hybrid	Year(s) tested	Brand Hybrid	Year(s) tested
5896VT2P	16	N17R-3010A	16	*5F-196	16*,15*	OB4094-3122	14
6048SSRIB	16,14	N18Q-3011A	16,15	*5F-198	15*,14*	*OB4100	15,14*
6048VT2P	15	N19D-3110A	16	*5F-200	14*	OB4106GT3	14
6143-3000GTA	14	*N19L-3110A	14*,13*	*5F-295	14*	OB5098-3111	14
6143-GTA	16,15	N20Y-3220	14,13	*5F-308	16*	OB6090	15
6213SS(RIB)	14	*N22S-3010	16*	*5F-399	14*	OBS10	15
6253SS	15	*N23M-3110A	14,13*	*5F-504	16*	OBX095GT	16
6434VT2P	16	*N27P-3010A	15*	*5F-510	16*,15	*OBX104	15*
6482VT3P	15,14	*N27P-3110A	16*	5F-612	14	*OBX106	15*
6488GT	14	*N29T-3111	15*,12	*5F-701	16*	OBX107	16
6496VT2P	15	*N29T-3220	14*	5F-707	15	*OBX1103	16*
6496VT3P	14	N31H-3000GT	15,14	*5F-709	16,15*,14*		
6642SS(RIB)	15,14	N33W-3110	15	*5F-713	16*	Organic	
6699SS	16	*N35T-3110	16*,15*,14*	5F-805	14	*UW Check B	16*,15*,14*,13*,12*
6824RR	14	N36A-3111	14	*5F-811	16*,14*,13*	*UW Check B-HW	15*,14*,13*,12*
6892SS	14	*N36G-3010	16*	*5F-906	16*	*UW Check C	16,15,14*
6901VT3P	14	N37R-3111	15	*5H-399	14,13*,12*	*UW Check C-HW	16,15,14*
6978VT2P	16	*N40L-3000GT	16*	*5H-502(AM)	16*,15*	PIP	
7084SS	16	N42Z-5222A	14	*5H-502(RR2HX)	14*,13*,12	*3190(VIP3111)	14*,13*,12*
M665SS	15	*N45P-3011A	16,15*,14*,13*	*5H-806	16*,15*,14*,13*,12*	*3388	14,13*
		N45P-3122	16	*5H-905	14*,13*,12*	3489	16
Mycogen		N46T-3010	16	*5K-702	16*	3685	16,15
2A509	15,14	N49W-3000GT	15,14	*5L-198	16*	3790	16
2A627	16,14	N50D-3010	16	*5L-802	14*	*4097(Vip3111)	14,13,12*
2J238	15,13,12	N58S-3111	15,14	*5N-0108	15*	*4400	16,15*,14*
2J238(RIB)	14	*N59B-3111A	15,14*	*5N-183	15*	4494	14
2K395	14	N59B-3122	16	*5N-290	15*	4497	14
2P198	14	N60F-3111	15,14	*5N-406	15*,13,12*	*4595	15*,14*
2R158(RIB)	14	N61P-5122	14	5N-607	15	*4595(GT)	16*
2T498(RIB)	14	*N63R-3000GT	15*,12*	5N-8602	15	*4597GT	15*,14*
2T619	15,14	*N63R-3122	16*	*5X-698	14*,13	4597GTCLL	16
2V357	15,14	N64M-5122	14	*5X-894	14*,13*,12*	*4693	16*,15*
2V489	15,14	*N70J-3011A	14,13*	5X-894(HXT)	15	4695	15
2V709(RIB)	14	*N70J-3111A	15*	5X-903	15	5300	14
2Y189	14	N75H-5122A	14	*5X-905	15*	*5405	14*,13*
2Y479(RIB)	14	*SG1922-3011A	14*	*5Y-196	14*	*5505	15,14*
MY01C77RA	16	SG3482-3111	14	*5Z-002	14*	5601	16
MY87B11	16	*SH2642-3111	14*	5Z-0106	14	*5804	14*,12
TMF06S67RA	16,15	*SI4282-3110	14*	*5Z-0801	14*	*8204	14,12*
TMF09S97	16			*5Z-0906	14*	*8306	14*,13*
TMF2A637	14	NorthStar		*5Z-111	14*	*8311	14*,13
TMF2H699	14,13*,12*	NS100-464	16	*5Z-308	15*	8410	14
TMF2H706	15,14*	NS100-531	16	5Z-488	15	8609	15
TMF2H708RA	16	NS102-168	16	*5Z-503	16*	*8610	16*
TMF2H747	15,14,13	NS104-167	16	*5Z-504	15*	*8708	16*
TMF2L395	15,14*	NS106-526	16	*5Z-510	14*	X3485	14
TMF2L538	15,14,13*	*NS96-103	16*	*5Z-601	16*	X3488	14
TMF2Q413	14,13*	NS96-421	16	5Z-707	14	X3585	14
TMF2Q418	15			*5Z-713	14*	X4596	14
TMF2Q419	16	NuTech		*5Z-906	15*	X5304	14
TMF2R196	14	*3A-496	14*	*X5Z-1001	16*	X5404	14
TMF2R447	14,13	3A306	14	X5Z-9501	16	X8509	14
TMF2R720(RIB)	14	*5B-290	14*,13*,12*	X5Z-9902	16		
TMF2R737	14,13*	*5N-0302	14*			Pilgrim	
TMF94L37	16	*5N-803	14*,13*,12*	O'Brien Hybrids		*8301-3000GT	14*,13*,12*
TMF99Q47RA	16	5V-0508	14	OB1058	15	8599	14
X12421S2	14	5V-195	14	*OB1104	16*	8616-3011A	15
X13116	14			OB1105	16	9100-3111VIP	15
X13526VH	16	NuTech/G2 Genetics		*OB1107	15*		
X13526VX	15,14*	*5D-091	15*	OB1108	16	Power Plus	
X13665VX	14	5D-109	14	OB1111	15	1G48AMXT	16
		5D-198AMX	14	OB1165	16	1K08AMXT	15
NK Brand		*5F-008	14,13*	OB3106GT	16	1M45AMRW-R	14
N15J-3110	15	*5F-091	16,14*	OB3108GT	16		

HYBRID COMPARISONS

Table 24 (continued). Comparisons over time of all hybrids tested between 2016 and 2014. A star (*) indicates that the hybrid performed statistically similar to the highest hybrid for yield or performance index (P.I. or Milk2006) in one or more zones.

Brand Hybrid	Year(s) tested	Brand Hybrid	Year(s) tested	Brand Hybrid	Year(s) tested	Brand Hybrid	Year(s) tested
1S26AMXT	16,15	*RK565GTCBLLRWBL	15*,14*,13*,12*	*5202	14,13,12*	O.24-95N	16,14
2B77AMXT	16	*RK566SSTX	16*	5506	14	*O.31-92N	16*
2F91AMXT	15	RK568VT3P(RIB)	14	8501GT	15	O.35-99N	16,15,14
2R63R	16	RK581SSTX(RIB)	14	8601VT2PRO	16	*O.42-92GS	16*
2V56AMX	15,14*,13*	*RK595SSTX	16*	8602GT3000	16,15	*O.51-04GS	16*
2Y06AM	16	*RK596SSTX(RIB)	16,15,14*	*8701	15*	*O.58-98GS	16*
3H85AMX	16	RK605SSTX	14	9007VIP3111	15	*O.58-98N	16,15,14*
4G46AMX	14,13*	*RK608DGV2P	16*	9203VT2PRO	16	*O.5906N	14*,13*,12*
4J95AMX	16,15*,14*	RK612SSTX	16,15	9203VT2PRORIBC	15	O.6305N	15
5C17AMXT	16,15*,14*	*RK629VT3P	14*,13*,12*	9204VT2PRO	16	O.69-99N	16,13,12
6P75AMX	15,14*	*RK629VT3P(RIB)	16*,15*,14*	9301SSRIB	16	*O.7197N	15,14*
X3H85AM	15	*RK653GTCBLLRWND	14*	9302	16	O.73-08GS	16
		RK666SSTX(RIB)	15,14	*9401SSRIB	16,15*	*O.79-03N	16*
		RK675DGV2P	16	9503VIP3111	15	*O.79-99N	16*
Prairie Hybrids		RK680SSTX	16,15	*EXPJ1005W	16*	O.8590N	15,14,13,12
2554	14	RK699SSTX(RIB)	15,14	STAX61031TM	16		
2730	16,15*	*RK712SSTX(RIB)	15*,14	X8303	14	Wolf River Valley	
3104	14	*RK717SSTX	16*			*2702L	14*
3415	16	*RK724	14*	Titan Pro		*3396FL	15,14*
353	15,13*,12	*RK724R	16*	*2M91-2P(RIB)	15*,14*	3685FL	15
5200	16,15*,14*,13*,12*	*RK743VT3PNDS	14*	TP32-86RR2	15,14		
6344	14,13	*RK752SSTX(RIB)	14*	*TP35-012P(RIB)	15*	Wyffels	
7204	15,14*	*RK776SSTX(RIB)	16,15*,14	TP37-06SS(RIB)	15	W1968	16
8229	16,14*	*RK791SSTX(RIB)	15,14*	*TP38-04-3122(RIB)	15,14*	W2198	16
		RK792SSTX	16	TP39-02SS	14,13	W2308(GENSS)	14
ProHarvest		*RK810SSTX	16,15*	TP40-03	14	*W2308(GENSSRIB)	15*
2505RR2	16,15,14	RK815SSTX	16	*TP48-932P(RIB)	15,14*	*W3358RIB	15*,14*
2512VT3	14	RK834SSTX(RIB)	15,14	TP54-98 2P	16	*W3998RIB	14*
2623VT3PRO	15,14	RK860VT3P(RIB)	15	*TP58-01 2P	16*	W4796RIB	16
4203VT3PRO	15,14	RK871VT2P	15	TP59-08 SS	16	W4968RIB	16,15
4203VT3PRORIB	16	RK898SSTX	14	*TP61-94-3110A	16*	W5138RIB	14
4255	16	*RK919GTCBLLRW	14*	TP65-90 2P	16	W6198	16
4255STAXRIB	16	*RK930VT3P	14*	TP67-02 SS	16	W6946DGRIB	16
4511RR2	16,15					*W7108RIB	15*
4572VT3	14	Spectrum		Tracy Seeds			
4644VT3PRO	14	*4130	15*,14*,13*,12*	T086-13(Vip3110)	15,13		
4646VT3PRORIB	15	4216	15	*T086-13GTCBLL	14,13*		
4777STAXRIB	16	*4655	15,14*	*T086-26(Vip3011A)	16,15*		
4825STAXRIB	16	*4725	15*,12*	T090-11GT	14		
6101STAXRIB	16,15,14	*5045	15*,14*,13*	*T091-25(3000GT)	16,15*		
6333STAXRIB	16,15	5285	15	T093-26(Vip3110A)	16,15		
6338STAXRIB	16	5452	15	T095-25(3000GT)	16		
6444STAXRIB	16,15*,14*	5654	15	T097-14	14		
6800STAXRIB	15	*5859	15*	T098-11(3000GT)	15		
6900VT3PRO	14	5967	15,14	*T098-11GT	14*		
931RR2ND	15	6008	15	T098-26(Vip3110)	16		
		6104	15,13,12	T100-25(3000GT)	15		
Renk		6219	15	*T102-14(Vip3011A)	16*,15		
3-766RLF	15	6241	15,14,13	T102-26(Vip3122RIB)	16		
5-762SSTXLF	15	6334	15	T104-12 HX1	14		
5-789SSTXLF	15			*T104-13 3111	14*		
6-798VT2P	16	Steyer Seeds		T104-13(3000GT)	16,15		
RK231GT	14	*10005	15*	T104-14(Vip3122EZ)	15		
RK266VT3P(RIB)	16,15,14	10102SSRIBC	15	T106-11GT	16,14		
RK299VT2P(RIB)	16,15,14	10303SSRIB	16	T107-25(3000GT)	16,15		
RK302GTCBLLRWBL	15,14,13*	10403SSRIB	16	*T108-26(Vip3111)	16*,15		
RK408VT2P	16	10404-VIP3122	15	T111-13 3000GT	14		
RK415VT2P(RIB)	15	*10503SIRIB	16*,15*	*T112-25(3000GT)	16*		
RK433VT2P	16	*10803SSRIBC	15*				
RK492SSTX(RIB)	14	*11005GSSPRORIBC	16*	Viking			
RK493RRND	14	*4292(GENV22ProRIB)	15*,13	*5004UNT	14*,13		
RK522SSTX(RIB)	16,15,14	4292	14	*51-95UNT	16*,15,14*		
RK523GTCBLLRWND	14	4298	14	*6001UNT	15*,14*,13*,12*		
RK544SSTX(RIB)	15	*4392	14,13*	*9091UNT	15,13*		
RK557SSTX(RIB)	14						



Copyright © 2016 by the Board of Regents of the University of Wisconsin System doing business as the division of Cooperative Extension of the University of Wisconsin-Extension. All rights reserved.

Authors: Joe Lauer is professor of agronomy, Kent Kohn is corn program manager in agronomy, and Thierno Diallo is senior research specialist in agronomy, College of Agricultural and Life Sciences, University of Wisconsin–Madison. Lauer also holds an appointment with UW-Extension, Cooperative Extension. Produced by Cooperative Extension Publishing. Cooperative Extension publications are subject to peer review.

University of Wisconsin-Extension, Cooperative Extension, in cooperation with the U.S. Department of Agriculture and Wisconsin counties, publishes this information to further the purpose of the May 8 and June 30, 1914, Acts of Congress. An EEO/AA employer, the University of Wisconsin-Extension, Cooperative Extension provides equal opportunities in employment and programming, including Title IX and ADA requirements. If you have a disability and require this information in an alternative format, or if you would like to submit a copyright request, please contact Cooperative Extension Publishing at 432 N. Lake St., Rm. 227, Madison, WI 53706; pubs@uwex.edu; or (608) 263-2770 (711 for Relay).

This publication is available from your county UW-Extension office (yourcountyextensionoffice.org) or from Cooperative Extension Publishing. To order, call toll-free 1-877-947-7827 or visit our website at learningstore.uwex.edu.