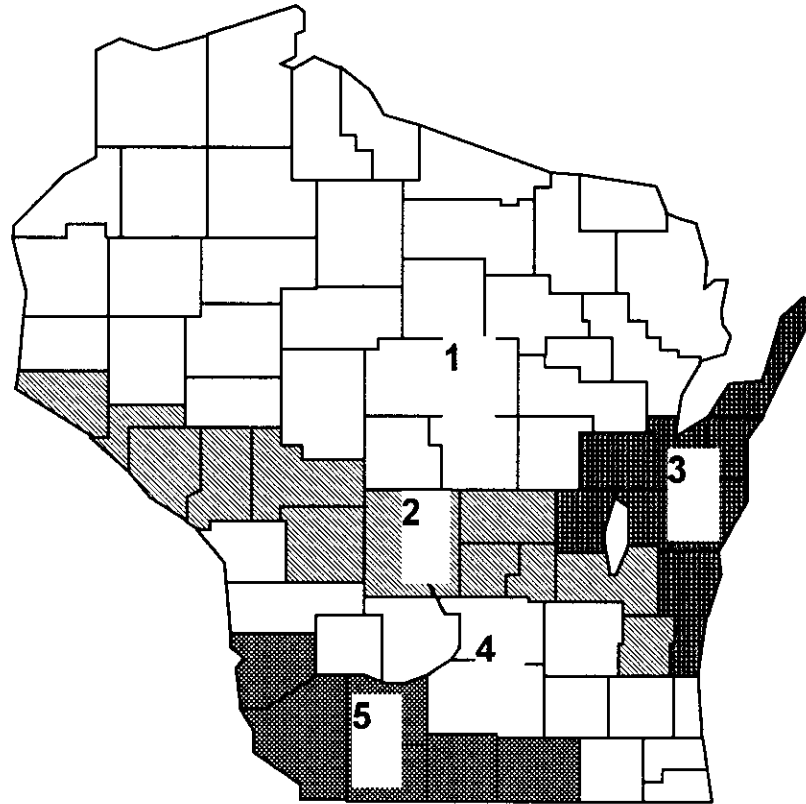


# 1996 WISCONSIN CROP "PEPS" PROGRAM

Profits through **E**fficient **P**roduction **S**ystems



University of Wisconsin Extension  
Wisconsin Corn Growers Association  
Wisconsin Soybean Association  
USDA Natural Resources Conservation Service  
Agricultural Industry

# 1996 WISCONSIN "PEPS" PROGRAM

## SOYBEAN DIVISION

Dist.	Name	County	Cost/Bu	Yield bu/A	NRCS Corn Yield	Hybrid or Variety	Inoc	Planting			Trips Over Field	Till //	Herbicides	Insecticides	Nitrogen lbs/a	Soil Loss/2/
								Date	Rate x1000	Row Width						
1	Jaquish Farms, Inc.	Eau Claire	\$3.04	56	120	Pioneer 9121	Y	5/22/96	150	30	Corn	6	MT/NT Pursuit Pinnacle NIS		7	4 Y
1	Ivan Gruetzmacher	Waupaca	\$3.08	47	60	Pioneer 9172	Y	5/25/96	200	7	Corn	6	CP Pursuit		0	2 Y
1	Ken Custer	Chippewa	\$3.29	53	105	Pioneer 9121	N	5/15/96	180	30	Corn	5	MT/NT Pursuit Dash 28% Surfactant		0	1 Y
1	Dennis Mitchell Ter-Rae Farms	St. Croix	\$3.49	45	95	Northrup King S12-49	Y	5/21/96	175		Corn	4	MT/NT 2,4-D Ester Roundup Pursuit Pinnacle		0	0 Y
1	Steinbach Farms	Waupaca	\$3.65	43	85	Northrup King S19-90	Y	5/14/96	200	7	Corn	5	MP Pursuit Crop Oil Conc.		9	2 Y
1	Dennis Mitchell Ter-Rae Farms	St. Croix	\$3.74	43	95	Northrup King S12-49	Y	5/21/96	225		Corn	4	MT/NT 2,4-D Ester Roundup Pursuit Pinnacle		0	0 Y
1	Dennis Mitchell Ter-Rae Farms	St. Croix	\$3.99	42	95	Northrup King S12-49	Y	5/21/96	275		Corn	4	MT/NT 2,4-D Ester Roundup Pursuit Pinnacle		0	0 Y
1	Fischer Brothers Partnership	Eau Claire	\$4.00	52	115	Pioneer 9132	Y	5/16/96	253	7	Corn	5	MT/NT Roundup Ultra 2,4-D Ester Command 6EC Prefer 28 Pursuit	Dimethoate	22	0 Y
1	Steve Christenson Lakecrest Farms	Polk	\$4.00	35	90	Land O Lakes 1100	N	5/24/96	179	8	Corn	2	MT/NT Pursuit Pinnacle		0	0 Y
1	Fischer Brothers Partnership	Eau Claire	\$4.04	50	115	Pioneer 9132	Y	5/16/96	215	7	Corn	5	MT/NT Roundup Ultra 2,4-D Ester Command 6EC Prefer 28 Pursuit	Dimethoate	22	0 Y
1	Steve Christenson Lakecrest Farms	Polk	\$4.10	36	90	Land O Lakes 1100	N	5/24/96	179	8	Corn	3	MT/NT Pursuit Pinnacle		0	0 Y
1	Fischer Brothers Partnership	Eau Claire	\$4.18	48	115	Pioneer 9132	Y	5/16/96	200	7	Corn	5	MT/NT Roundup Ultra 2,4-D Ester Command 6EC Prefer 28 Pursuit	Dimethoate	22	0 Y
1	Fischer Brothers Partnership	Eau Claire	\$4.22	46	115	Pioneer 9132	Y	5/16/96	134	7	Corn	5	MT/NT Roundup Ultra 2,4-D Ester Command 6EC Prefer 28 Pursuit	Dimethoate	22	0 Y
1	Fischer Brothers Partnership	Eau Claire	\$5.06	37	115	Pioneer 9132	Y	5/16/96	200	7	Corn	5	MT/NT Roundup Ultra 2,4-D Ester Assure II Pinnacle Basagran	Dimethoate	22	0 Y
1	Paul Harrison	Dunn	\$7.69	22	105	Land O Lakes 1917	Y	5/24/96	200	7	Corn	4	MT/NT Roundup Pursuit 28% Surfactant		0	0 Y
2	Edward Volkening	Adams	\$2.43	59	110	Northrup King S19-90	N	5/4/96	165	30	Corn	3	MT/NT Lexone Prowl		0	1 Y
2	Monroe County Farm	Monroe	\$3.15	55	110	BSR 101	N	5/24/96	175	8	Corn	3	MT/NT Roundup Ultra Pursuit		0	0 Y
2	Dennis Rathermel	Adams	\$3.16	52	115	Northrup King S21-91	Y	5/21/96	150	38	Sod	5	MT/NT Pinnacle Pursuit Impressive		0	2 Y
2	Monroe County Farm	Monroe	\$3.88	45	110	BSR 101	N	5/24/96	225	8	Corn	3	MT/NT Roundup Ultra Pursuit		0	0 Y
2	Lorraine Birschbach	Fond du Lac	\$4.17	48	120	Dekalb 210	Y	5/22/96	248	6	Wheat	7	CP Pursuit 28% Surfactant NIS		32	2 Y
2	Dan Flood	Fond du Lac	\$4.34	49	110	Northrup King S19-90	Y	5/30/96	200	7	Corn	3	MT/NT Dual 25G Roundup Ultra Command 6EC		0	0 Y
2	Dan Flood	Fond du Lac	\$4.36	49	110	Northrup King S19-90	Y	5/30/96	200	7	Corn	3	MT/NT Dual 25G Roundup Ultra Command 6EC		0	0 Y

# 1996 WISCONSIN "PEPS" PROGRAM

## SOYBEAN DIVISION

Dist.	Name	County	Cost/Bu	Yield bu/A	NRCs Corn Yield	Hybrid or Variety	Inoc	Planting			Trips Over Field	Till //	Herbicides	Insecticides	Nitrogen lbs/a	Soil Loss/2/
								Date	Rate x1000	Row Width						
2	Dennis Erickson	Adams	\$4.42	41	90	Northrup King 2091	Y	5/17/96	165	38	Corn	7	MP	Pursuit Pinnacle Impressive	11	2 Y
2	Irvin Osterloh	Adams	\$4.46	44	115	Northrup King S20-91	Y	5/21/96	161	7.5	Corn	3	MT/NT	Prowl Lexone 2,4-D Ester	21	1 Y
2	Monroe County Farm	Monroe	\$4.69	38	110	BSR 101	N	5/24/96	275	8	Corn	3	MT/NT	Roundup Ultra Pursuit	0	0 Y
2	Dan Flood	Fond du Lac	\$6.01	34	110	Northrup King S19-90	N	5/30/96	200	7	Corn	3	MT/NT	Dual 25G Roundup Ultra Command 6EC	0	0 Y
2	Matt Schneider	Fond du Lac	\$6.82	26	95	Northrup King S19-90	Y	5/24/96	220	7	Corn	5	MT/NT	Weedone 638 Roundup Ultra Pursuit Crop Oil Conc.	16	0 Y
2	Matt Schneider	Fond du Lac	\$7.01	26	95	Northrup King S19-90	Y	5/24/96	220	7	Corn	5	MT/NT	Weedone 638 Roundup Ultra Pursuit Crop Oil Conc.	16	0 Y
2	Matt Schneider	Fond du Lac	\$8.43	21	95	Northrup King S19-90	N	5/24/96	220	7	Corn	5	MT/NT	Weedone 638 Roundup Ultra Pursuit Crop Oil Conc.	16	0 Y
3	Ron Vanden Heuvel	Outagamie	\$3.26	57	100	Northrup King S19-90	Y	5/29/96	162	6	Corn	6	MP	Pursuit Crop Oil Conc. 28% Surfactant Resource	0	3 Y
3	Hamp Haven Farms	Manitowoc	\$3.43	50	115	Dyna Gro 3195	Y	5/26/96	220	14	Corn	5	MP	Assure II Basagran Crop Oil Conc.	0	1 Y
3	Pete and Chuck Knigge	Winnebago	\$3.72	53	110	Northrup King S19-90	Y	5/22/96	330	7	Corn	5	MP	Pursuit	0	3 Y
3	Jim Salentino	Kewaunee	\$4.02	44	125	Golden Harvest 1170	Y	5/20/96	237	30	Corn	6	CP	Broadstrike/Dual	0	4 Y
3	Noel Marcks	Outagamie	\$4.06	51	115	Pioneer 9171	N	5/30/96	225	7.5	Corn	4	MT/NT	Roundup Prowl Ammonium Sulfate Pursuit NIS Ammonium Sulfate	0	0 Y
3	Highland Dairy Farm Entry # 1 (East Field)	Sheboygan	\$4.56	46	125	Northrup King S19-90	Y	5/31/96	275	7	Winter Wheat	7	MT/NT	Concert Pursuit Ammonium Sulfate NIS Assure II Crop Oil Conc.	18	1 Y
3	Randy Wegner Willow Creek Farms	Manitowoc	\$4.60	43	110	Northrup King S15-50	Y	5/28/96	203	30	Corn	5	SS	Prowl Pursuit	0	0 Y
3	Highland Dairy Farm Entry # 2 (West Field)	Sheboygan	\$4.72	42	100	Northrup King S19-90	Y	5/31/96	275	7	Winter Wheat	7	MT/NT	Concert Pursuit Ammonium Sulfate NIS Assure II Crop Oil Conc.	18	3 Y
3	Noel Marcks	Outagamie	\$4.83	43	115	Pioneer 9171	N	5/30/96	225	7.5	Corn	4	MT/NT	Roundup Prowl Ammonium Sulfate Pursuit NIS Ammonium Sulfate	0	0 Y
3	Bill Schultz	Sheboygan	\$4.87	44	125	Northrup King S19-90	N	5/28/96	240	7	Corn	7	CP	Prowl Pursuit	30	3 Y
3	Randy Wegner Willow Creek Farms	Manitowoc	\$5.01	40	110	Northrup King S15-50	Y	5/28/96	231	15	Corn	5	SS	Prowl Pursuit	0	0 Y
3	Dennis Mueller	Sheboygan	\$6.38	31	100	Northrup King S07-80	Y	6/16/96	330	7	Corn	7	MP	Pursuit Plus	23	1 Y
4	Dennis Schultz	Jefferson	\$2.69	54	100	Seed Mart 3220	N	5/22/96	171	38	Corn	6	CP	Freedom Sencor 4L	0	3 Y

## 1996 WISCONSIN "PEPS" PROGRAM SOYBEAN DIVISION

Dist.	Name	County	Cost/Bu	Yield bu/A	NRCS Corn Yield	Hybrid or Variety	Inoc	Planting			Trips Over Field	Till /1/	Herbicides	Insecticides	Nitrogen lbs/a	Soil Loss/2/
								Date	Rate x1000	Row Width						
4	Earl Findlay Findlay Farms	Jefferson	\$3.40	60	120	Hardin	Y	5/22/96	275	7.5	Corn	6	MP	Pursuit Ammonium Sulfate	0	0 Y
															Manure	
4	Earl Findlay Findlay Farms	Jefferson	\$3.68	58	120	Hardin	Y	5/22/96	275	7.5	Corn	6	MP	Poast+ Basagran Dash	0	0 Y
															Manure	
4	John Gaska	Dodge	\$4.26	51	145	Northrup King S19-90	Y	5/26/96	225	7.5	Corn	6	CP	Dual 25G Pursuit 28% Surfactant	0	0 Y
4	John Gaska	Dodge	\$4.49	51	145	Asgrow 2506	Y	5/26/96	225	7.5	Corn	6	CP	Dual 25G Basagran Pinnacle Crop Oil Conc.	0	0 Y
4	Bradley Farms Inc.	Dane	\$5.54	39	125	Ciba 3253	N	5/22/96	235	7.5	Corn	6	CP	Roundup Ultra 2,4-D Ester Ammonium Sulfate Prowl Pursuit Sun-It	0	0 Y
4	Bradley Farms Inc.	Dane	\$5.77	34	125	Ciba 3253	N	5/22/96	235	7.5	Corn	4	MT/NT	Ammonium Sulfate Prowl Pursuit Sun-It	0	0 Y
5	D & S Farms	Lafayette	\$3.93	57	160	Pioneer 9171	N	5/19/96	225	7.5	Corn	4	MT/NT	Roundup 2,4-D Ester Basagran Ammonium Sulfate Crop Oil Conc. Poast+	0	5 Y

/1/ Tillage: NT/MT=No Till/Minimum Till, MT=Minimum Till (disk, field cultivate), CP=Chisel Plow, MP= Moldboard Plow, SS = Subsoil  
/2/ Soil Loss (Tons/A) based on Universal Soil Loss Equation or Wind Erosion Equation Y=Soil loss is within "tolerable" level for the soil

# 1996 WISCONSIN "PEPS" PROGRAM

## CASH CROP CORN DIVISION

Dist.	Name	County	Cost/Bu	Yield @15.5	Moist	NRCS Rated Yield	Hybrid or Variety	Planting			Trips Over Field	Till /1/	Herbicides	Insecticides	Nitrogen lbs/a	Soil Loss/2/
								Date	Rate x1000	Row Width						
1	Jaquish Farms, Inc.	Eau Claire	\$1.21	192	24.6	70	Pioneer 3730	5/11/96	28	30	Soybean	5	MT/NT Prowl Marksman		161	4 Y
1	Ken Custer	Chippewa	\$1.41	193	26.0	105	Pioneer 3730	4/29/96	32	30	Soybean	6	MT/NT Accent Harness Marksman 28% Surfactant		174	1 Y
1	Steinbach Farms	Waupaca	\$1.52	146	20.5	85	Northrup King 4242	5/7/96	30	30	Corn	6	MP Frontier Marksman		139	2 Y
1	Paul Harrison	Dunn	\$1.86	138	23.5	105	Northrup King 4242	5/13/96	32	30	Soybean	5	MT/NT 2,4-D Amine Harness Clarity Roundup		111	0 Y
1	Andy Kostelny	Langlade	\$2.00	106	30.6	75	Wolf River Valley 9472	5/17/96	30	30	Sod	9	MP Atrazine 4L Surpass		48	3 Y
2	Edward Volkening	Adams	\$1.17	161	18.0	85	Northrup King 4242	5/2/96	27	30	Soybean	4	MT/NT Marksman Bladex 4L Lasso 4E		133	3 Y
2	Dennis Erickson	Adams	\$1.47	132	21.8	88	Pioneer 3730	5/14/96	26	38	Corn	6	MP		122	4 Y
2	Irvin Osterloh	Adams	\$1.57	144	22.8	88	Northrup King 3013	5/23/96	26	30	Soybean	5	MT/NT 2,4-D Amine Atrazine 4L		168	3 Y
2	David E. Bauer	Pepin	\$1.62	170	24.8	100	Pioneer 3769	5/5/96	27	38	Soybean	7	CP Partner Marksman		189	2 Y
2	Lester York	Adams	\$1.86	145	21.5	88	Northrup King 4640	5/13/96	27	38	Soybean	7	MT/NT Atrazine 4L Bladex 15G Lasso 4E	Pounce	187	2 Y
3	Warron and Steve Demunk Ridgeland Farms	Sheboygan	\$1.48	149	28.4	105	Pioneer 3893	5/10/96	30	36	Alfalfa	6	MP Atrazine 4L		9	3 Y
3	Meyer Dairy Farm	Calumet	\$1.50	148	23.1	125	Northrup King 4242	5/16/96	32	30	Soybean	4	MT/NT Dual 8E Atrazine 4L		63	1 Y
3	Hamp Haven Farms	Manitowoc	\$1.50	161	26.4	110	Cargill 3677	5/10/96	30	30	Winter Wheat	5	CP Eradicane Atrazine 4L		104	4 N
3	Highland Dairy Farm Entry # 2	Sheboygan	\$2.25	118	22.7	100	Northrup King 2555	5/28/96	30	30	Corn	6	MP Prowl Bladex 9-O	Thimet	159	3 Y
3	Highland Dairy Farm Entry # 1	Sheboygan	\$2.29	115	23.1	100	Northrup King 2409	5/25/96	30	30	Corn	6	MP Prowl Bladex 9-O	Thimet	159	3 Y
4	Dennis Schultz	Jefferson	\$1.09	175	21.8	100	Seed Mart 1104	5/8/96	25	38	Soybean	6	CP Basis Banvel		76	3 Y
4	Bill Rohloff	Jefferson	\$1.56	183	23.4	105	Golden Harvest 2441	5/16/96	28	30	Soybean	5	MT/NT Extrazine Weedone 638	Lorsban	160	3 Y
4	Keith Ripp	Dane	\$1.78	167	30.3	128	Dekalb 527	5/18/96	32	30	Soybean	3	MT/NT Frontier Accent Banvel		138	5 Y
5	D & S Farms Entry # 1	Lafayette	\$1.53	197	24.6	160	Pioneer 3730	4/28/96	32	30	Soybean	7	MT/NT Harness Atrazine 4L	Furadan	176	3 Y
5	D & S Farms Entry # 2	Lafayette	\$1.59	190	23.0	160	Pioneer 3563	5/3/96	32	30	Soybean	6	MT/NT Harness Atrazine 4L Roundup 2,4-D Amine	Furadan	176	3 Y
5	Mike Engelke	Lafayette	\$1.76	181	31.7	160	Pioneer 3563	5/19/96	34	30	Soybean	4	MT/NT Dual 25G Marksman		154	3 Y

/1/ Tillage: NT/MT=No Till/Minimum Till, MT=Minimum Till (disk, field cultivate), CP=Chisel Plow, MP= Moldboard Plow, SS = Subsoil  
 /2/ Soil Loss (Tons/A) based on Universal Soil Loss Equation or Wind Erosion Equation Y=Soil loss is within "tolerable" level for the soil

# 1996 WISCONSIN "PEPS" PROGRAM

## DAIRY/LIVESTOCK CORN DIVISION

Dist.	Name	County	Cost/Bu	Yield @15.5	Moist	NRCS Rated Yield	Hybrid or Variety	Planting			Trips Over Field	Till //	Herbicides	Insecticides	Nitrogen lbs/a	Soil Loss/2/	
								Date	Rate x1000	Row Width							Previous Crop
1	Hibbs Family Farm	Polk	\$0.98	126	28.3	70	Mycogen TMF 94	5/25/96	18	30	Summer Fallow	7	CP	Dual 25G Bladex 15G Atrazine 4L	87	4 Y	
															Manure		
1	Ken Peterson	St. Croix	\$1.15	162	31.2	115	Pioneer 3769	5/7/96	28	30	Alfalfa	6	MP	Atrazine 4L	14	4 Y	
1	John Pagenkopf	Clark	\$1.94	113	21.0	95	Cennex 282	5/7/96	32	30	Soybean	4	MT/NT	Marksman Lasso 4E	100	2 Y	
2	Roger Hilliard	Adams	\$1.20	174	22.6	110	Pioneer 3769	5/14/96	30	30	Alfalfa	5	MT/NT	Roundup Frontier Marksman	77	0 Y	
2	Ross Bishop Entry # 1	Washington	\$1.24	162	24.9	105	Northrup King 4242	5/7/96	30	30	Corn	6	SS	Extrazine	Force	71	1 Y
2	Dennis Erickson	Adams	\$1.75	122	16.3	88	Northrup King 4640	5/8/96	28	38	Corn	8	MP	Accent Marksman Impressive	57	4 Y	
															Manure		
2	Ross Bishop Entry # 2	Washington	\$1.92	127	30.3	100	Golden Harvest 2387	5/25/96	29	30	Corn	7	SS	Extrazine Dual 25G	Force	109	4 N
															Manure		
2	Irvin Osterloh	Adams	\$1.95	117	26.0	115	Northrup King 3030	5/14/96	28	30	Soybean	6	MT/NT	2,4-D Amine Atrazine 4L	168	2 Y	
2	Francis and Kim Ponterio	Jackson	\$2.08	88	18.2	60	Pioneer 3751	5/1/96	30	38	Alfalfa	6	MP	Frontier Clarity	12	2 Y	
															Manure		
2	Les Gundrum	Washington	\$2.16	100	24.6	125	Northrup King 2879	5/7/96	29	30	Corn	8	MP	Bladex 15G Eradicane	Counter	118	3 Y
															Manure		
3	Hamp Haven Farms Entry # 2 (MR-30-113B)	Manitowoc	\$1.18	155	25.2	110	Pioneer 3753	5/13/96	30	30	Alfalfa	5	CP	Eradicane Atrazine 4L	15	2 Y	
															Manure		
3	Hamp Haven Farms Entry # 1 (MR-30-113A)	Manitowoc	\$1.23	145	28.1	110	Dekalb 471	5/13/96	30	30	Alfalfa	5	CP	Eradicane Atrazine 4L	15	2 Y	
															Manure		
3	Pete and Chuck Knigge	Winnebago	\$1.33	149	24.7	110	Pioneer 3751	5/16/96	25	30	Soybean	6	CP	Prowl Banvel	109	3 Y	
3	Conrad Farms	Brown	\$1.39	150	28.3	100	Northrup King 4640	5/14/96	30	30	Corn	9	MP	Dual 25G Banvel Ammonium Sulfate	9	2 Y	
															Manure		
3	Ron Vanden Heuvel	Outagamie	\$1.50	131	26.4	105	Northrup King 2555	5/25/96	30	30	Alfalfa	6	MP	Bladex 15G Banvel	7	3 Y	
															Manure		
3	Jim Salentine	Kewaunee	\$1.52	131	22.0	125	Golden Harvest 2343	5/15/96	29	30	Soybean	8	CP	Bladex 15G	34	2 Y	
															Manure		
3	Dan Schmahl	Sheboygan	\$1.54	128	26.0	125	Pioneer 3845	5/7/96	33	36	Alfalfa	7	MP	Banvel Bladex 15G	17	3 Y	
															Manure		
3	Kevin Mercier	Brown	\$1.54	139	26.1	100	Pioneer 3751	5/16/96	30	30	Alfalfa	7	MT/NT	Accent Banvel NIS Ammonium Sulfate	76	3 Y	
3	Dennis Mueller	Sheboygan	\$1.60	128	23.7	105	Northrup King 2409	5/29/96	30	30	Soybean	10	MP		124	1 Y	
															Manure		
3	Mark Denor	Manitowoc	\$1.61	120	21.4	120	Wolf River Valley 9185	5/21/96	30	30	Alfalfa	6	MP	Accent Banvel	19	4 Y	
															Manure		
3	Strebel Bros. Farms	Brown	\$1.70	117	21.0	100	Northrup King 2555	5/24/96	30	30	Alfalfa	7	MT/NT	Accent Banvel NIS Ammonium Sulfate	63	2 Y	
3	Sam Kinnard	Kewaunee	\$1.73	119	25.6	115	Pioneer 3845	5/18/96	30	30	Alfalfa	9	MP	Banvel Ammonium Sulfate	9	1 Y	
															Manure		

**1996 WISCONSIN "PEPS" PROGRAM  
DAIRY/LIVESTOCK CORN DIVISION**

Dist.	Name	County	Cost/Bu	Yield @15.5	Moist	NRCs Rated Yield	Hybrid or Variety	Planting			Trips Over Field	Till /1/	Herbicides	Insecticides	Nitrogen lbs/a	Soil Loss/2/
								Date	Rate x1000	Row Width						
3	Payacres Dairy Farm	Kewaunee	\$2.28	99	25.8	125	Pioneer 3845	5/22/96	30	30	Alfalfa	7	MP	Accent Beacon Banvel Crop Oil Conc. Ammonium Sulfate	73	2 Y
3	Mike Sattler	Outagamie	\$2.53	99	34.5	125	ICI 8777	5/18/96	32	38	Corn	8	MP	Accent Exceed Ammonium Sulfate	191	4 Y
4	Dennis Schultz	Jefferson	\$0.96	175	21.8	100	Seed Mart 1104	5/8/96	25	38	Soybean	6	CP	Basis Banvel	76	3 Y
4	Ronald Dresen	Dane	\$1.22	151	32.0	128	Northrup King 4342	5/10/96	28	38	Alfalfa	6	CP	Marksman	13	5 Y
4	John Miller	Columbia	\$1.28	186	22.3	153	Northrup King 4242	5/4/96	30	38	Alfalfa	5	MT/NT	Roundup Dual 25G LU - 4	0 Manure	2 Y
5	Mike Engelke	Lafayette	\$1.33	192	25.5	160	Pioneer 3489	5/1/96	34	30	Alfalfa	7	CP	Marksman Roundup 2,4- D Amine	154	3 Y

/1/ Tillage: NT/MT=No Till/Minimum Till, MT=Minimum Till (disk, field cultivate), CP=Chisel Plow, MP= Moldboard Plow, SS = Subsoil

/2/ Soil Loss (Tons/A) based on Universal Soil Loss Equation or Wind Erosion Equation Y=Soil loss is within "tolerable" level for the soil

## 1996 WISCONSIN "PEPS" PROGRAM

### Summary of Corn Cultural Practices - Divided by Cost per Bushel

	CASH CROP			DAIRY/LIVESTOCK		
	Lowest 20%	Middle 60%	Highest 20%	Lowest 20%	Middle 60%	Highest 20%
Cost (\$/bu)	1.22	1.57	2.05	1.12	1.51	2.16
Yield (bu/A)	180	164	124	157	140	103
Moist (%)	22.6	25.1	24.3	26.8	24.5	25.0
NRCS Yield (bu/a)	90	118	94	105	114	108
Planting Date	05-May-96	11-May-96	19-May-96	12-May-96	15-May-96	11-May-96
Planting Rate (seed/A)	28075	29910	29880	26550	29844	30133
Row Width = 30" (%)	75	75	80	67	81	67
36"	0	8	0	0	6	0
38"	25	17	20	33	13	33
Crop Rotation (previous crop not corn %)	100	83	60	100	75	67
Tillage MT/NT (%)	75	58	40	17	19	33
CP	25	17	0	67	25	0
MP	0	25	60	17	44	67
SS	0	0	0	0	13	0
# of Trips	5.3	5.3	6.6	5.8	7.1	6.5
Chemical Costs \$0-\$5/A (%)	0	17	0	17	6	0
\$5-\$10/A	25	8	0	50	0	0
\$10-\$15/A	25	0	0	0	13	17
\$15-\$20/A	25	17	20	0	19	17
\$20-\$25/A	0	8	0	17	31	33
>\$25/A	25	50	80	17	31	33
Rootworm Insect. Overall (%)	0	25	60	0	13	17
Following Corn	0	0	40	0	13	17
Starter applied (%)	100	100	100	100	88	100
Nitrogen applied (lbs/A)	136	133	133	47	55	110
Manure applied (%)	0	0	0	50	69	33



**1996 WISCONSIN "PEPS" PROGRAM**  
**Summary of Soybean Cultural Practices - Divided by Cost per Bushel**

---

Soybean Division

	Lowest 20%	Middle 60%	Highest 20%
Cost (\$/bu)	3.09	4.19	6.37
Yield (bu/A)	54	46	31
NRCS Corn Yield (bu/a)	106	113	108
Planting Date	21-May-96	23-May-96	26-May-96
Planting Rate (seed/A)	184800	223073	229082
Row Width < 10" (%)	40	90	90
10-15"	10	0	10
15-30"	30	7	0
>30"	20	3	0
Crop Rotation (previous crop not corn %)	10	10	0
Tillage MT/NT (%)	50	66	70
CP	20	17	10
MP	30	14	10
SS	0	3	10
# of Trips	5.1	4.8	4.9
Chemical Costs \$0-\$5/A (%)	0	0	0
\$5-\$10/A	0	0	0
\$10-\$15/A	10	0	0
\$15-\$20/A	20	0	0
\$20-\$25/A	50	21	0
>\$25/A	20	79	100
Inoculum Used:	50	72	60
Return/acre @ \$7.00/bu :	\$213	\$130	\$19

---

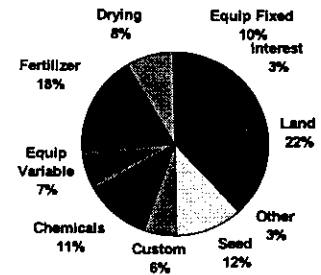
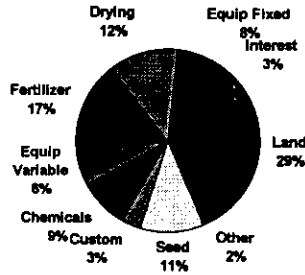
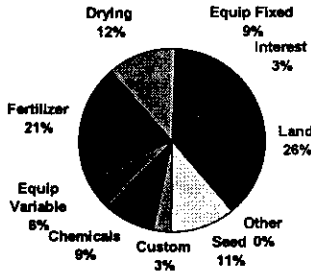
# 1996 WISCONSIN "PEPS" PROGRAM Cost Breakdown - Based on Cost per Bushel

Lowest 20%


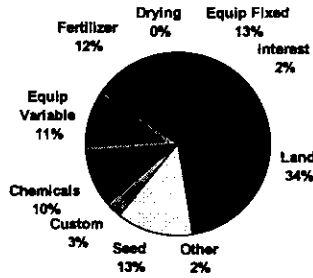
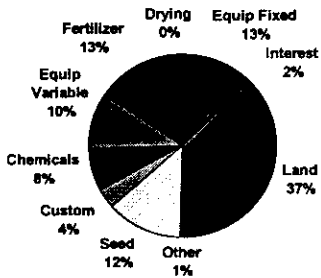
Middle 60%

Highest 20%

## Cash Crop, Corn Division



## Dairy/Livestock, Corn Division



## Soybean Division

